


Sean Standen
Fund manager

Gill Lakin
CIO

WAY MA Cautious Portfolio

An OEIC managed by
Brompton Asset Management

Investment objective

The objective of the Fund is to seek capital growth.

Key facts

Fund size	£25.2 million
IA sector	Mixed Investment
	20-60% Shares
Base currency	Sterling
Valuation point	Noon
Launch date	23 June 2008

The fund is managed with a 0% target yield.

T Income Shares

Launch date	14 January 2013
Launch price	100p
Price at 30/11/19	136.03p
Minimum investment	£1,000
Minimum regular savings	N/A
Investment management fee	1.25%
Initial charge	2%
Total expense ratio	2.12%
Year end	31 March
Distribution date	31 May
Structure	OEIC
SEDOL code	B8YPMQ64
ISIN code	GB00B8YPMQ64

T class shares are for use within the WAY IHT plans.

E Income & Accumulation Shares

Launch date	31 December 2012
Launch price	100p
E Inc price at 30/11/19	138.88p
E Acc price at 30/11/19	140.04p
Minimum investment	£1,000
Minimum regular savings	£100pm
Investment management fee	0.95%
Initial charge	2%
Total expense ratio	1.82%
Year end	31 March
Distribution date	31 May
Structure	OEIC
Inc SEDOL code	B8JGQM8
Inc ISIN code	GB00B8JGQM80
Acc SEDOL code	B87X8G9
Acc ISIN code	GB00B87X8G93

E class shares are available for direct fund investment. For information, please ring the dealing line, 01202 855856.

Fund manager's commentary

Global equity markets rose 2.52% in sterling, buoyed by hopes of an imminent Sino-US interim trade deal. US stocks outperformed, rising 3.67% in sterling. UK equities lagged, rising 1.76% but smaller companies outperformed, up 4.77% as investors proved sanguine in advance of December's election. The UK avoided a recession, with third-quarter gross domestic product rising 0.3% quarter-on-quarter according to the initial estimate. All of the WAY MA Cautious Portfolio's significant holdings in actively-managed UK equity funds outperformed because of their bias towards companies with greater sensitivity to domestic economic trends. Chelverton UK Equity Growth was the best performer, rising 5.70%. Japanese equities also lagged, rising 0.68% in sterling, but the portfolio's three Japanese equity holdings outperformed, with T Rowe Price Japanese Equity doing best, up 4.43%. In Europe excluding the UK, where equities lagged, rising 1.48% in sterling, Threadneedle European Smaller Companies outperformed, rising 4.30%. Global bonds fell 0.72% in sterling while UK government bonds and sterling corporate bonds fell 0.88% and 0.12% respectively. Among the portfolio's significant fixed income holdings, Schroder Strategic Credit did best, up 0.61% due to its bias towards shorter-duration assets, but Legg Mason Western Asset Macro Opportunities Bond fell 0.66%. Gold fell 3.08% in sterling and the iShares Gold Producers exchange-traded fund was the portfolio's weakest holding, falling 4.07%. All but one of the significant alternative investments posted gains, with Man GLG UK Absolute Value doing best, rising 0.91%. The WAY MA Cautious Portfolio rose 1.68%† in November while the sector gained 1.19%.

Financial data source: Thomson Reuters 30 November 2019. † E Inc shares

Portfolio breakdown*

Cash funds	Goldman Sachs ¥ Liquid Reserves
UK fixed income	Schroder Strategic Credit/Jupiter Dynamic Bond M&G UK Inflation Linked Corporate Bond
Global fixed income	Fidelity Global Inflation Linked Bond RWC Asia Convertibles (£-hedged) Vanguard Global Bond (£-hedged) Legg Mason Western Asset Macro Opportunities Bond/iShares \$ Treasury Bond 7-10 Yrs Goldman Sachs Global Strategic Income Bond Legal & General Global Inflation Linked Bond (£-hedged)/Vanguard Global Bond (\$-hedged) Vanguard Global Short-Term Bond (\$-hedged)
Alternative	Trojan/BlackRock European Absolute Alpha F&C Real Estate Equity Long/Short Man GLG UK Absolute Value Artemis US Absolute Return (£-hedged) Man GLG European Mid-Cap Equity Alternative

UK equity	GLG Undervalued Assets/Majedie UK Focus Fidelity Index UK/Schroder Recovery Chelverton UK Equity Growth/Liontrust Special Sits Aberforth UK Small Companies Lindsell Train UK Equity/Better Capital 2009
------------------	----------------------------------------------------------------------------------------------------------------------------------------------------------------------------------------------------------------------

Europe ex-UK equity	Fidelity Germany/BlackRock European Dynamic Threadneedle European Smaller Companies BGF Continental European/Schroder European
----------------------------	--------------------------------------------------------------------------------------------------------------------------------------

US equity	Fidelity Index US/iShares Core S&P 500
------------------	----------------------------------------

Japanese equity	Comgest Growth Japan T Rowe Price Japanese Equity Lindsell Train Japanese Equity
------------------------	----------------------------------------------------------------------------------------

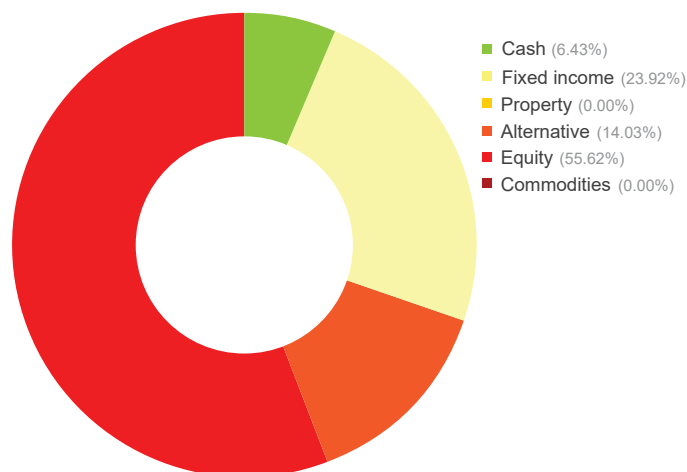
Pacific ex-Japan equity	Hermes Asia ex-Japan Equity Fidelity Asian Special Situations
--------------------------------	------------------------------------------------------------------

Emerging market equity	iShares Core MSCI Emerging Markets RWC Global Emerging Markets
-------------------------------	-------------------------------------------------------------------

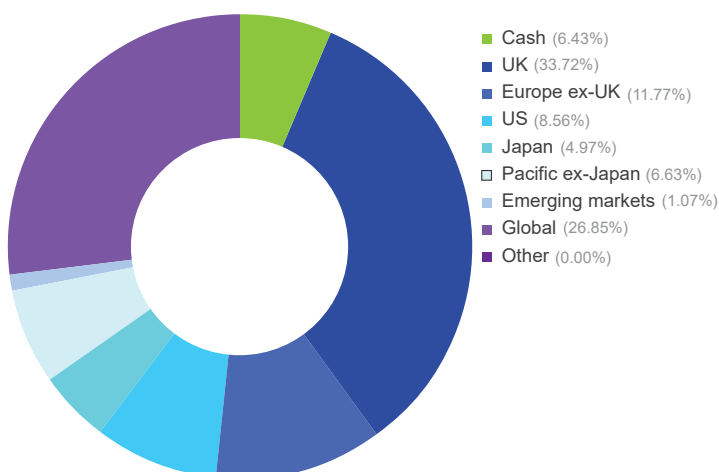
Global equity	First State Global Listed Infrastructure (£-hedged) iShares Core MSCI World/iShares Gold Producers Lindsell Train Global Equity/Fundsmith Equity
----------------------	--------------------------------------------------------------------------------------------------------------------------------------------------------

* excluding cash

Asset allocation



Geographic allocation



Please see overleaf for performance and other important information

WAY MA Cautious Portfolio (continued)

An OEIC managed by
Brompton Asset Management

Investment objective & policy

The objective of the Fund is to seek capital growth.

The Fund will seek to achieve its objective from an actively managed portfolio of collective investment schemes, investment trusts, other transferable securities including listed securities, cash or near cash, deposits and money market instruments. The Fund will typically invest between 20% and 60% of its portfolio in equity securities.

There will be no restrictions on the underlying content of the investments held, in terms of investment type, geographical or economic sector.

The use of derivatives and/or hedging transactions will be permitted in connection with the efficient portfolio management of the Fund (typically hedging, including investing in hedged share classes, which attempts to mitigate against falls in the value of the Fund's assets and the effects of changes in currency exchange rates against the Fund's base currency, which is pounds sterling). Borrowing of up to 10% of the Fund's net asset value will be permitted.

On giving 60 days notice to Shareholders, the Fund may, in addition to its other investment powers, use derivatives and forward transactions for investment purposes. It is not intended that the use of derivatives in this way will change the risk profile of the Fund.

Subject to the above, the Fund may invest in any asset class and adopt any investment technique or strategy permitted under the rules in COLL as such rules are applied to Non-UCITS retail schemes.

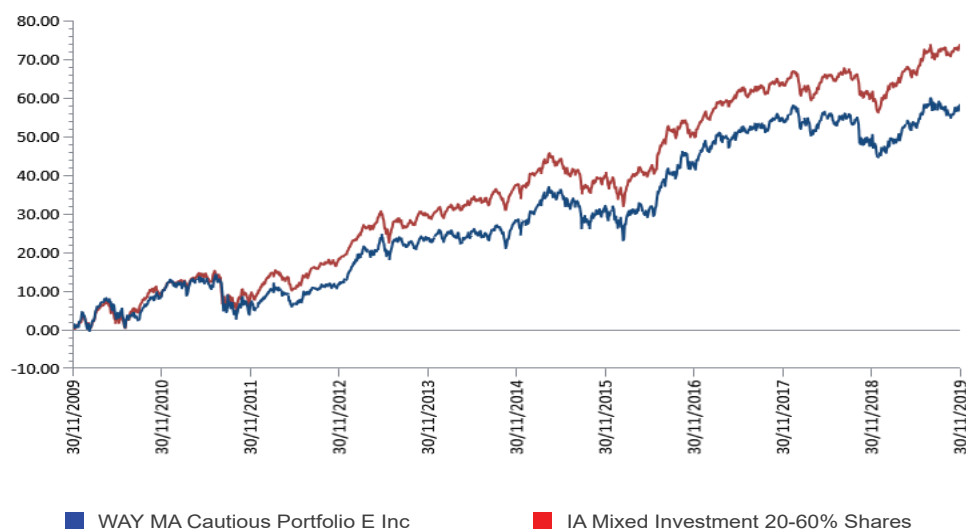
The Fund's benchmark is IA Mixed Investment 20-60% Shares. This represents a comparator benchmark because the Fund's performance can be compared to funds which also sit within this industry sector.

For further information including details of all share classes please visit our website at www.bromptonam.com

Performance†

Percentage growth for 10 years to 30 November 2019

WAY MA Cautious Portfolio E Inc* v IA Mixed Investment 20-60% Shares



Discrete period performance (%)	Year to 30 Nov 2019	Year to 30 Nov 2018	Year to 30 Nov 2017	Year to 30 Nov 2016	Year to 30 Nov 2015
WAY MA Cautious Portfolio E Inc	6.01	-3.26	8.17	8.61	2.53
IA Mixed Investment 20-60% Shares	8.05	-1.63	8.38	7.88	1.72
Quartile ranking	4	4	3	2	2

Cumulative performance (%) to 30 November 2019	1 month	3 months	6 months	12 months	10 years
WAY MA Cautious Portfolio E Inc	1.68	0.33	3.80	6.01	58.49
IA Mixed Investment 20-60% Shares	1.19	1.27	4.66	8.05	73.94
Quartile ranking	1	3	3	4	4

*Source: Lipper, NAV-NAV, sterling. The E Income share class launched on 31 December 2012. Performance history prior to that date is that of the B Inc share class. The backdated performance is based upon the actual returns of the B Inc share class with no alteration for differing fee levels between these share classes.

† Brompton took over management of the fund on 1 May 2017.

Past performance is not an indicator of future performance.

Important information

For full details of the fund and its risks please refer to the prospectus or Key Investor Information and Supplementary Information Document, which can be found on the WAY Fund Manager's website, www.wayfunds.com. The value of assets and income generated from them may fall as well as rise. Investors are unlikely to receive income and, on disposal, may not receive all their capital back. Past performance is not an indicator of future performance.

Brompton is not authorised to give investment advice. Please obtain professional advice before making an investment decision. Issued by Brompton Asset Management LLP, which is a limited liability partnership registered in England and Wales under registered number OC349309 and is authorised and regulated by the Financial Conduct Authority. Registered office: 1 Knightsbridge Green, London, SW1X 7QA. WAY Investment Services Limited is the Sponsor and Distributor of the Fund and is an appointed representative of Investment & Tax Advisory Services who is authorised and regulated by the Financial Conduct Authority. Registered Office: 3 Cedar Park, Cobham Road, Wimborne, Dorset, BH21 7SB.