



30 June 2022



Sean Standen
Fund manager



Gill Lakin
CIO

WAY MA Cautious Portfolio

An OEIC managed by
Brompton Asset Management

Investment objective

The objective of the Fund is to seek capital growth.

Key facts

Fund size	£19.6 million
IA sector	Mixed Investment
	20-60% Shares
Base currency	Sterling
Valuation point	Noon
Launch date	23 June 2008

The fund is managed with a 0% target yield.

T Income Shares

Launch date	14 January 2013
Launch price	100p
Price at 30/6/22	145.35p
Minimum investment	£1,000
Minimum regular savings	N/A
Investment management fee	1.25%
Initial charge	2%
Total expense ratio	2.19%
Year end	31 March
Distribution date	31 May
Structure	OEIC
SEDOL code	B8YPMQ64
ISIN code	GB00B8YPMQ64

T class shares are for use within the WAY IHT plans.

E Income & Accumulation Shares

Launch date	31 December 2012
Launch price	100p
E Inc price at 30/6/22	149.55p
E Acc price at 30/6/22	150.80p
Minimum investment	£1,000
Minimum regular savings	£100pm
Investment management fee	0.95%
Initial charge	2%
Total expense ratio	1.89%
Year end	31 March
Distribution date	31 May
Structure	OEIC
Inc SEDOL code	B8JQGM8
Inc ISIN code	GB00B8JQGM80
Acc SEDOL code	B87X8G9
Acc ISIN code	GB00B87X8G93

E class shares are available for direct fund investment. For information, please ring the dealing line, 01202 855856.

Fund manager's commentary

Monetary policy tightened to combat inflation, with the Federal Reserve and the Bank of England raising their official interest rates by three-quarters of a percentage point and a quarter point respectively. Global equity markets fell 8.39% in dollar terms but the pound's 4.93% fall against the dollar limited the decline to 4.93% in sterling. Among the WAY MA Cautious Portfolio's significant global equity holdings, the Xtrackers MSCI World Healthcare exchange-traded fund (ETF) and Polar Capital Global Insurance did best, rising 0.48% and falling 0.72% respectively. BGF Natural Resources Growth & Income and the Xtrackers MSCI World Energy ETF, however, fell 15.29% and 11.81% respectively. Oil fell 2.18% in sterling because higher interest rates may hurt demand. UK equities fell 5.83% because of the UK market's bias towards energy and natural resources stocks. Smaller companies did worse, falling 10.04% because of their higher sensitivity to domestic trends. Of the portfolio's significant holdings, Man GLG Undervalued Assets and Artemis UK Special Situations were weakest, down 9.39% and 9.16% respectively. Equities in Asia excluding Japan and emerging markets outperformed, falling 0.79% and 3.04% in sterling respectively, with Chinese stocks rising against the trend, up 10.66% in sterling as a leading indicator for Chinese manufacturing rose. In Japan, stocks also proved relatively resilient, falling 3.75% in sterling as yen-weakness improved the prospects for exporters. The portfolio's significant Japanese equity holdings outperformed, with Lindsell Train Japanese Equity doing best, up 0.60%. The WAY MA Cautious Portfolio fell 3.27%† in June while the sector fell 4.17%.

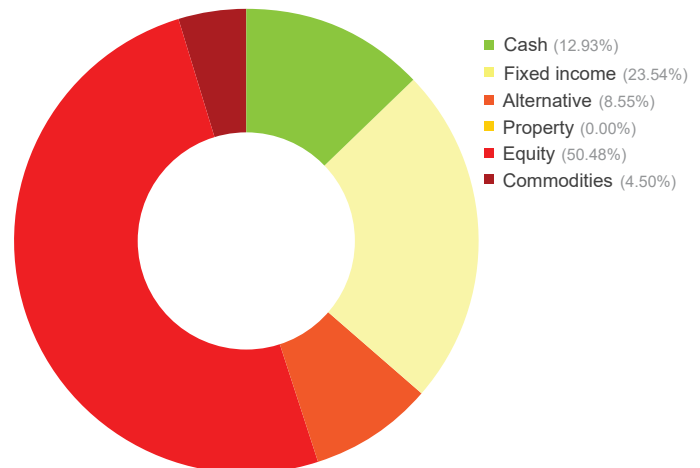
Financial data source: Refinitiv 30 June 2022. † E Inc share

Portfolio breakdown*

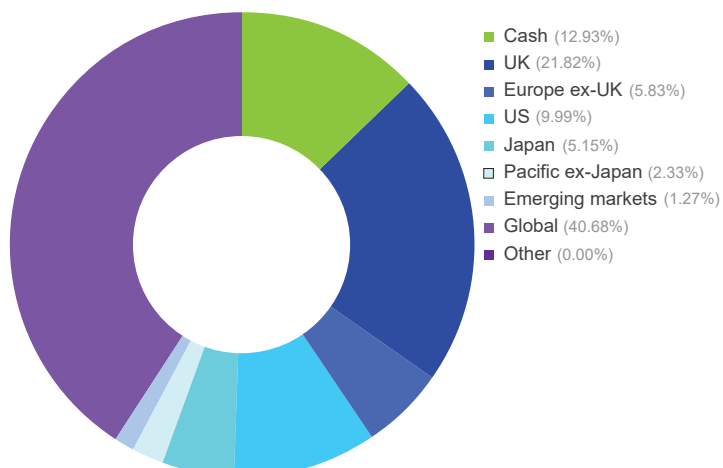
UK fixed income
Schroder Strategic Credit
Jupiter Dynamic Bond
Global fixed income
Vanguard Global Bond (£-hedged)
Vanguard US Government Bond (£-hedged)
PIMCO Global Low Duration Real Return (£-hedged)
Alternative
BMO Real Estate Equity Market Neutral
BlackRock European Absolute Alpha
Man GLG UK Absolute Value Trojan
UK equity
Fidelity Index UK
Man GLG Undervalued Assets
Artemis UK Special Situations
Lindsell Train UK Equity
Liontrust Special Situations
Europe ex-UK equity
Lightman European
Janus Henderson European Smaller Companies
BlackRock European Dynamic
US equity
Fidelity Index US
Japanese equity
Man GLG Japan CoreAlpha
Lindsell Train Japanese Equity
Pacific ex-Japan equity
Schroder Asian Total Return
Emerging market equity
Redwheel Global Emerging Markets
Global equity
Polar Capital Global Technology
Xtrackers MSCI World Health Care
Polar Capital Global Insurance
Dimensional Global Targeted Value
Xtrackers MSCI World Energy
Fidelity Index World
BGF Natural Resources Growth & Income
Commodities
iShares Physical Gold

* excluding cash and holdings of less than 0.25% of NAV

Asset allocation



Geographic allocation



Please see overleaf for performance and other important information

WAY MA Cautious Portfolio (continued)

An OEIC managed by
Brompton Asset Management

Investment objective & policy

The objective of the Fund is to seek capital growth.

The Fund will seek to achieve its objective from an actively managed portfolio of collective investment schemes, investment trusts, other transferable securities including listed securities, cash or near cash, deposits and money market instruments. The Fund will typically invest between 20% and 60% of its portfolio in equity securities.

There will be no restrictions on the underlying content of the investments held, in terms of investment type, geographical or economic sector.

The use of derivatives and/or hedging transactions will be permitted in connection with the efficient portfolio management of the Fund (typically hedging, including investing in hedged share classes, which attempts to mitigate against falls in the value of the Fund's assets and the effects of changes in currency exchange rates against the Fund's base currency, which is pounds sterling). Borrowing of up to 10% of the Fund's net asset value will be permitted.

On giving 60 days notice to Shareholders, the Fund may, in addition to its other investment powers, use derivatives and forward transactions for investment purposes. It is not intended that the use of derivatives in this way will change the risk profile of the Fund.

Subject to the above, the Fund may invest in any asset class and adopt any investment technique or strategy permitted under the rules in COLL as such rules are applied to Non-UCITS retail schemes.

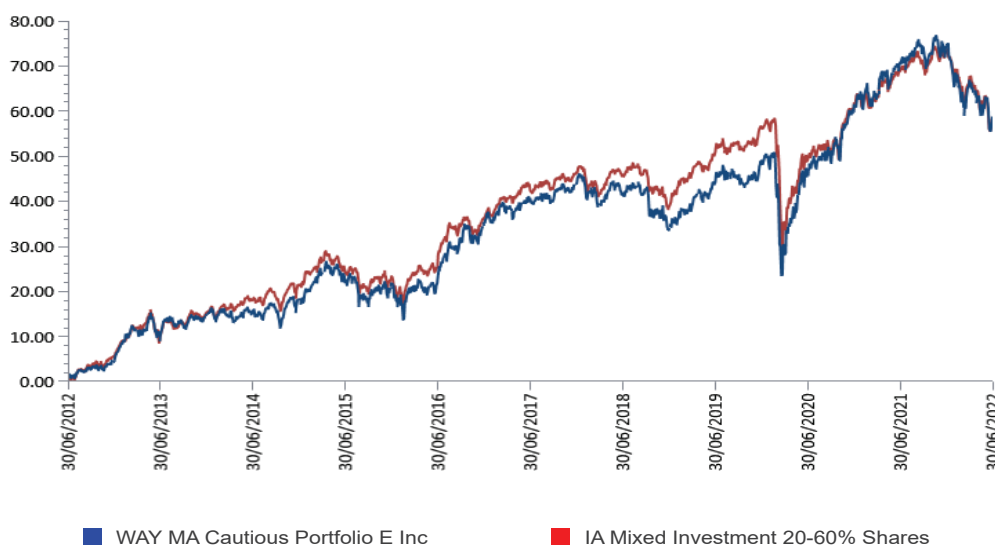
The Fund's benchmark is IA Mixed Investment 20-60% Shares. This represents a comparator benchmark because the Fund's performance can be compared to funds which also sit within this industry sector.

For further information including details of all share classes please visit our website at www.bromptonam.com

Performance†

Percentage growth for 10 years to 30 June 2022

WAY MA Cautious Portfolio E Inc* v IA Mixed Investment 20-60% Shares



Discrete period performance (%)	Year to 30 June 2022	Year to 30 June 2021	Year to 30 June 2020	Year to 30 June 2019	Year to 30 June 2018
WAY MA Cautious Portfolio E Inc	-7.69	17.01	1.53	1.51	1.23
IA Mixed Investment 20-60% Shares	-7.20	13.13	-0.73	3.05	2.52
Quartile ranking	3	1	2	4	4

Cumulative performance (%) to 30 June 2022	1 month	3 months	6 months	12 months	10 years
WAY MA Cautious Portfolio E Inc	-3.27	-5.27	-9.79	-7.69	58.37
IA Mixed Investment 20-60% Shares	-4.17	-6.47	-9.64	-7.20	57.60
Quartile ranking	1	1	3	3	3

*Source: Lipper, NAV-NAV, sterling. The E Income share class launched on 31 December 2012. Performance history prior to that date is that of the B Inc share class. The backdated performance is based upon the actual returns of the B Inc share class with no alteration for differing fee levels between these share classes.

† Brompton took over management of the fund on 1 May 2017.

Past performance is not an indicator of future performance.

Important information

For full details of the fund and its risks please refer to the prospectus or Key Investor Information and Supplementary Information Document, which can be found on the WAY Fund Manager's website, www.wayfunds.com. The value of assets and income generated from them may fall as well as rise. Investors are unlikely to receive income and, on disposal, may not receive all their capital back. Past performance is not an indicator of future performance.

Brompton is not authorised to give investment advice. Please obtain professional advice before making an investment decision. Issued by Brompton Asset Management Ltd, which is a limited company registered in England and Wales under registered number 06866020 and is authorised and regulated by the Financial Conduct Authority. Registered office: 1 Knightsbridge Green, London, SW1 7QA. WAY Investment Services Limited is the Distributor of the Fund and is an appointed representative of Investment & Tax Advisory services who is authorised and regulated by the Financial Conduct Authority. Registered office: Cedar House, 3 Cedar Park, Cobham Road, Wimborne, Dorset, BH21 7SB.