



31 March 2022



Sean Standen
Fund manager



Gill Lakin
CIO

WAY Global Growth Portfolio

An OEIC managed by
Brompton Asset Management

Investment objective

The objective of the Fund is to seek a high level of capital growth over a period of at least 5 years.

Key facts

Fund size	£11.3 million
IA sector	Mixed investment
	40-85% shares
Base currency	Sterling
Valuation point	Noon
Launch date	17 March 2008

The fund is managed with a 0% target yield.

T Income Shares

Launch date	14 January 2013
Launch price	100p
Price at 31/3/22	193.04p
Minimum investment	£5,000
Minimum regular savings	£100pm
Investment management fee	1.25%
Initial charge	2%
Total expense ratio	2.29%
Year end	31 March
Distribution date	31 May
Structure	OEIC
SEDOL code	B8F1L223
ISIN code	GB00B8F1L223

T class shares are for use within the WAY IHT plans.

E Income & Accumulation Shares

Launch date	31 December 2012
Launch price	100p
E Inc price at 31/3/22	178.59p
E Acc price at 31/3/22	198.46p
Minimum investment	£5,000
Minimum regular savings	£100pm
Investment management fee	0.95%
Initial charge	2%
Total expense ratio	1.99%
Year end	31 March
Distribution date	31 May
Structure	OEIC
Inc SEDOL code	B8DRG49
Inc ISIN code	GB00B8DRG498
Acc SEDOL code	B8T10T8
Acc ISIN code	GB00B8T10T87

E class shares are available for direct fund investment. For information, please ring the dealing line, 01202 855856.

Fund manager's commentary

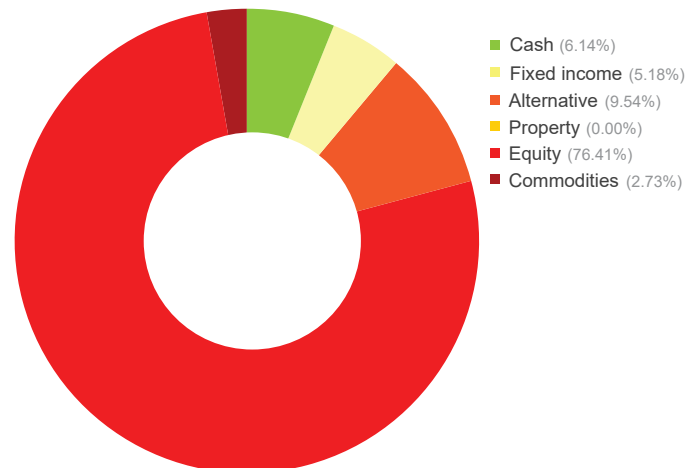
Global equities gained 4.17% in sterling as investors became more sanguine about the Ukraine war as the two sides entered ceasefire talks. The Federal Reserve raised interest rates for the first time since 2018, taking them to 0.25%-0.5%, and forecast seven rate hikes in 2022. The Bank of England also hiked rates but its statement was less hawkish. Global bonds fell 1.20% in sterling as investors worried about inflation driven higher by rising energy costs. Within the WAY Global Growth Portfolio, Schroder Strategic Credit proved resilient, returning 0.25%. Longer-dated bond exposure was increased through an addition to the sterling-hedged Vanguard Global Bond holding as slowing economic growth may warrant a more defensive position. UK equities gained 2.05% and the portfolio's investment in Aberforth UK Smaller Companies outperformed, up 5.77%, but Artemis UK Special Situations fell 1.61%. In the US, where equities gained 5.69% in sterling, the iShares S&P 500 Financials exchange-traded fund (ETF) rose only 1.68%. Vulcan Value Equity was reduced. Yen weakness left Japanese equities up only 0.86% in sterling, and Lindsell Train Japanese Equity and Nippon Active Value did worse, down 3.55% and 2.78% respectively. Baillie Gifford Japanese Smaller Companies was added. Among the portfolio's global equity holdings, the iShares Gold Producers ETF performed best, up 11.41%, and some profits were taken while the defensively positioned Xtrackers MSCI World Health Care ETF, BGF World Mining and the Xtrackers MSCI World Energy ETF were added. The WAY Global Growth Portfolio rose 2.95%† in March while the sector rose 2.79%.

Financial data source: Refinitiv 31 March 2022. † E Acchares

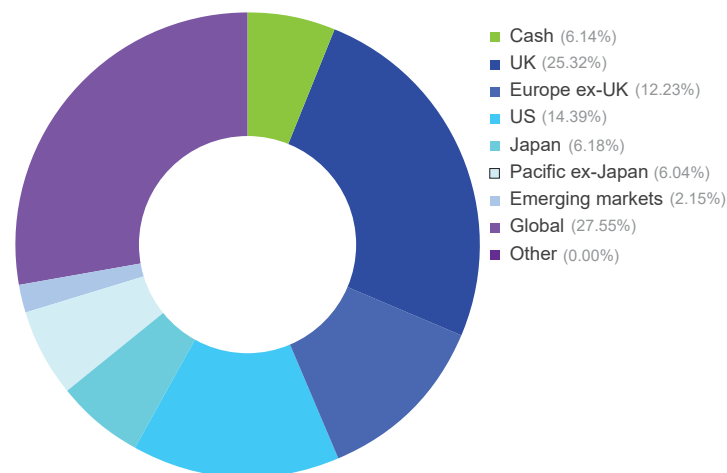
Portfolio breakdown*

UK fixed income	Schroder Strategic Credit
Global Fixed Income	Vanguard Global Bond (£-hedged)
Alternative	Trojan
	Man GLG UK Absolute Value
	BMO Real Estate Equity Market Neutral
	BlackRock European Absolute Alpha
UK equity	Artemis UK Special Situations
	Man GLG Undervalued Assets
	iShares FTSE 100
	Aberforth UK Small Companies
	Fidelity Index UK
Europe ex-UK equity	BGF Continental European
	Janus Henderson European Smaller Companies
	BlackRock European Dynamic
US equity	iShares S&P 500
	Fidelity Index US
	iShares S&P 500 Financials
Japanese equity	Lindsell Train Japanese Equity
	Nippon Active Value
	Man GLG Japan CoreAlpha
	Baillie Gifford Japanese Smaller Companies
	T Rowe Price Japanese Equity
Pacific ex-Japan equity	Schroder Asian Total Return
	Baillie Gifford Pacific
Emerging market equity	Redwheel Global Emerging Markets
	Goldman Sachs Emerging Markets Equity
Global equity	Polar Capital Global Technology
	Xtrackers MSCI World Health Care
	Dimensional Global Targeted Value
	Xtrackers MSCI World Energy
	Fidelity Index World
	BGF World Mining
	iShares Gold Producers
	Fundsmith Equity
Commodities	iShares Physical Gold

Asset allocation



Geographic allocation



* excluding cash and holdings of less than 0.25% of NAV

Please see overleaf for performance and other important information

WAY Global Growth Portfolio (continued)

An OEIC managed by
Brompton Asset Management

Investment objective & policy

The objective of the Fund is to seek a high level of capital growth over a period of at least 5 years.

The Fund will seek to achieve its objective from an actively managed portfolio of collective investment schemes, investment trusts, other transferable securities, cash or near cash, deposits and money market instruments. The Fund will typically invest between 40% and 85% of its portfolio in equity securities.

There will be no restrictions on the underlying content of the investments held, in terms of investment type, geographical or economic sector.

The use of derivatives and/or hedging transactions will be permitted in connection with the efficient portfolio management of the Fund (typically hedging, which attempts to mitigate against falls in the value of the Fund's assets and the effects of changes in currency exchange rates against the Fund's base currency, which is pounds sterling). Borrowing of up to 10% of the Fund's net asset value will be permitted.

On giving 60 days notice to Shareholders, the Fund may, in addition to its other investment powers, use derivatives and forward transactions for investment purposes. It is not intended that the use of derivatives in this way will change the risk profile of the Fund.

Subject to the above, the Fund may invest in any asset class and adopt any investment technique or strategy permitted under the rules in COLL as such rules are applied to Non-UCITS retail schemes.

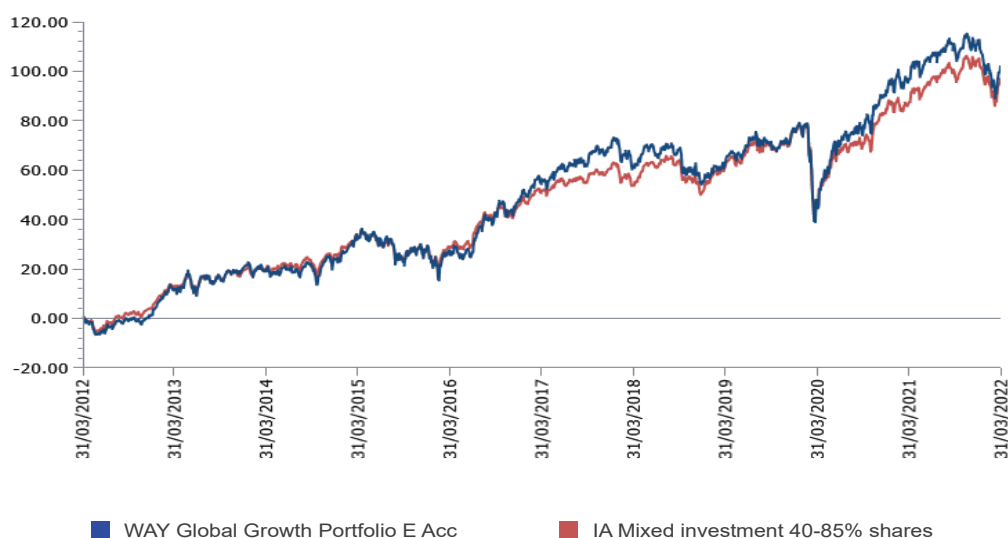
The Fund's benchmark is IA Mixed investment 40-85% shares. This represents a comparator benchmark because the Fund's performance can be compared to funds which also sit within this industry sector.

For further information including details of all share classes please visit our website at www.bromptonam.com

Performance†

Percentage growth for 10 years to 31 March 2022

WAY Global Growth Portfolio E Acc* v IA Mixed investment 40-85% shares††



Discrete period performance (%)	Year to 31 Mar 2022	Year to 31 Mar 2021	Year to 31 Mar 2020	Year to 31 Mar 2019	Year to 31 Mar 2018
WAY Global Growth Portfolio E Acc	2.62	34.19	-9.63	0.71	3.10
IA Mixed investment 40-85% Shares	5.43	26.54	-8.00	4.32	1.64
Quartile ranking	4	1	3	4	1

Cumulative performance (%) to 31 March 2022	1 month	3 months	6 months	12 months	10 years
WAY Global Growth Portfolio E Acc	2.95	-4.99	-3.40	2.62	101.14
IA Mixed investment 40-85% Shares	2.79	-3.60	-0.90	5.43	97.27
Quartile ranking	2	4	4	4	2

*Source: Lipper, NAV-NAV, sterling. The E Accumulation share class launched on 31 December 2012. Performance history prior to that date is that of the B Acc share class. The backdated performance is based upon the actual returns of the B Acc share class with no alteration for differing fee levels between these share classes.

† Brompton took over management of the fund on 1 May 2017.

†† Prior to October 2018, the Fund was included in the IA Flexible Investment sector. At times, this may have enabled the Fund to hold more or less equities than peers in the IA Mixed Investment 40-85% Shares sector, which may have led to better comparative performance. Our review of the comparative data does not show that there is a material difference in the performance of the respective sectors.

Past performance is not an indicator of future performance.

Important information

For full details of the fund and its risks please refer to the prospectus or Key Investor Information and Supplementary Information Document, which can be found on the WAY Fund Manager's website, www.wayfunds.com. The value of assets and income generated from them may fall as well as rise. Investors are unlikely to receive income and, on disposal, may not receive all their capital back. Past performance is not an indicator of future performance.

Brompton is not authorised to give investment advice. Please obtain professional advice before making an investment decision. Issued by Brompton Asset Management Ltd, which is a limited company registered in England and Wales under registered number 06866020 and is authorised and regulated by the Financial Conduct Authority. Registered office: 1 Knightsbridge Green, London, SW1 7QA. WAY Investment Services Limited is the Distributor of the Fund and is an appointed representative of Investment & Tax Advisory services who is authorised and regulated by the Financial Conduct Authority. Registered office: Cedar House, 3 Cedar Park, Cobham Road, Wimborne, Dorset, BH21 7SB.