



30 April 2023



**Gill Lakin**  
Fund manager



**Sean Standen**

## WAY Global Balanced Portfolio

A unit trust managed by  
Brompton Asset Management

### Investment objective

The objective of the Fund is to provide long-term capital growth.

### Key facts

Fund size	<b>£39.2 million</b>
IA sector	<b>Mixed Investment</b>
	<b>20-60% Shares</b>
Base currency	<b>Sterling</b>
Valuation point	<b>Noon</b>
Launch date	<b>9 December 1991</b>

The fund is managed with a 0% target yield.

### T Income Shares

Launch date	<b>15 January 2013</b>
Launch price	<b>100p</b>
Price at 30/4/23	<b>155.02p</b>
Minimum investment	<b>£10,000</b>
Minimum regular savings	<b>N/A</b>
Investment management fee	<b>1.30%</b>
Initial charge	<b>2%</b>
Total expense ratio	<b>1.96%</b>
Year end	<b>31 March</b>
Distribution date	<b>31 May</b>
Structure	<b>Unit trust</b>
SEDOL code	<b>B8BBGK9</b>
ISIN code	<b>GB00B8BBGK95</b>

T class shares are for use within the WAY IHT plans.

### E Income & Accumulation Shares

Launch date	<b>15 January 2013</b>
Launch price	<b>100p</b>
E Inc price at 30/4/23	<b>159.94p</b>
E Acc price at 30/4/23	<b>159.75p</b>
Minimum investment	<b>£10,000</b>
Minimum regular savings	<b>£100</b>
Investment management fee	<b>1.00%</b>
Initial charge	<b>2%</b>
Total expense ratio	<b>1.66%</b>
Year end	<b>31 March</b>
Distribution date	<b>31 May</b>
Structure	<b>Unit trust</b>
Inc SEDOL code	<b>B972001</b>
Inc ISIN code	<b>GB00B9720012</b>
Acc SEDOL code	<b>B96WY44</b>
Acc ISIN code	<b>GB00B96WY448</b>

E class shares are available for direct fund investment. For information, please ring the dealing line, 01202 855856.

### Fund manager's commentary

Global equity markets fell 0.17% in sterling. Amongst the WAY Global Balanced Portfolio's global equity holdings, Polar Capital Global Insurance and the iShares Gold Producers exchange-traded fund outperformed, gaining 3.39% and 2.33% respectively, but Polar Capital Global Technology lagged, falling 5.39%. Sterling rose 1.65% against the dollar and UK equities gained 3.61% as the first estimate for first-quarter gross domestic product showed growth at 0.1% against analysts' forecasts of a 0.1% decline. The portfolio's UK equity holdings lagged. Liontrust UK Smaller Companies was weakest, down 0.30%, while Aberforth UK Small Companies did best, up 3.32%. Equities in Asia excluding Japan and emerging markets fell 3.66% and 2.72% respectively in sterling, dragged lower by stockmarket falls in China. Despite the economic boost from the end of Beijing's zero-Covid-19 lockdown, Chinese stocks fell 6.70% in sterling, weakened by Sino-US tensions over Taiwan and a US Chamber of Commerce warning of the rising risks of doing business in China. Redwheel Global Emerging Markets did worst, down 6.39%, but Stewart Investors Indian Subcontinent rose 1.80%. Global bonds fell 1.19% in sterling. Significant holdings outperformed, with the sterling-hedged holding in Vanguard US Government Bond doing best, up 0.45%, while the sterling-hedged Redwheel Asia Convertibles holding fell 0.97%. UK government bonds fell 1.89% but investment-grade corporate bonds rose 0.30%. TwentyFour Strategic Income and Jupiter Dynamic Bond returned 0.86% and 0.77% respectively. Among alternative investments, Trojan did best, up 0.89%. The WAY Global Balanced Portfolio rose 0.30%† in April while the sector rose 0.58%.  
Financial data source: Refinitiv 30 April 2023. † E Acc shares

### Portfolio breakdown\*

**UK fixed income**  
TwentyFour Strategic Income  
Jupiter Dynamic Bond  
Schroder Strategic Credit

**Global fixed income**  
Vanguard Global Aggregate Bond (£-hedged)  
Vanguard US Government Bond (£-hedged)  
Redwheel Asia Convertibles (£-hedged)  
Vanguard Global Bond (£-hedged)  
Legal & General Global Inflation Linked Bond (£-hedged)

**Alternative**  
Trojan  
Man GLG UK Absolute Value  
BlackRock European Absolute Alpha  
CT Real Estate Equity Market Neutral

**UK equity**  
Artemis UK Special Situations  
Man GLG Undervalued Assets  
Aberforth UK Smaller Companies  
Liontrust UK Smaller Companies  
Fidelity Index UK  
Chelverton UK Equity Growth

**Europe ex-UK equity**  
Lightman European  
BGF Continental European  
Janus Henderson European Smaller Companies

**US equity**  
Fidelity Index US  
iShares Core S&P 500

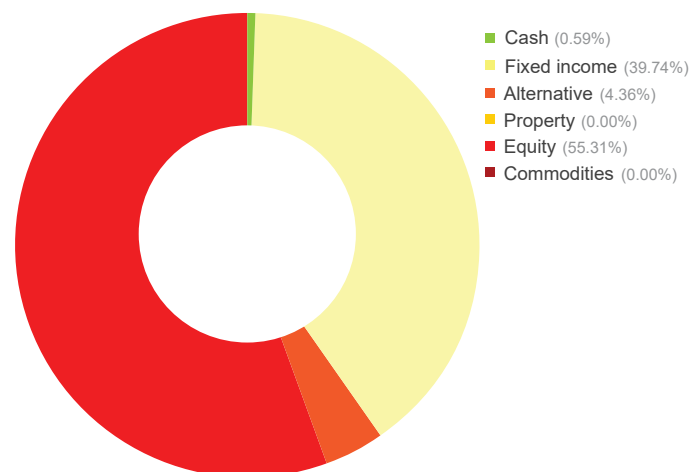
**Japanese equity**  
Lindsell Train Japanese Equity  
Comgest Growth Japan  
Baillie Gifford Japanese Smaller Companies  
T Rowe Price Japanese Equity

**Pacific ex-Japan equity**  
Schroder Asian Total Return

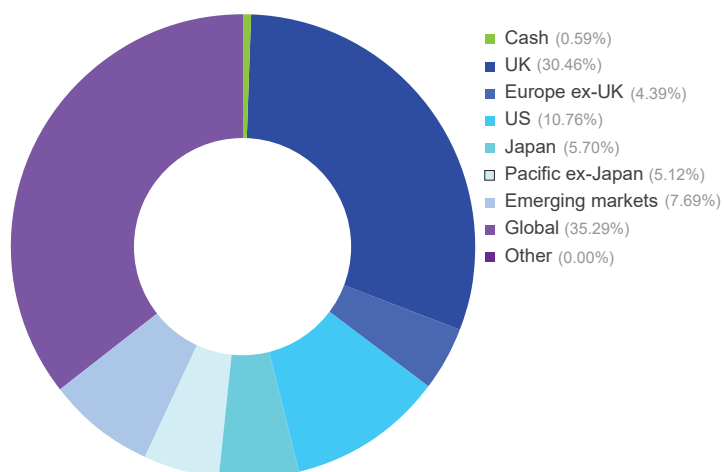
**Emerging market equity**  
Redwheel Global Emerging Markets  
Stewart Investors Indian Subcontinent  
Goldman Sachs Emerging Markets Equity

**Global equity**  
Polar Capital Global Technology  
iShares Gold Producers  
First Sentier Global Listed Infrastructure  
Polar Capital Global Insurance  
Dimensional Global Targeted Value

### Asset allocation



### Geographic allocation



\* excluding cash and holdings of less than 0.25% of NAV

Please see overleaf for performance and other important information

### Investment objective & policy

The objective of the Fund is to provide long-term capital growth.

The Fund will seek to achieve its objective from an actively managed and diversified portfolio of collective investment schemes (including investment trusts) with exposure to cash, fixed interest securities, equity and equity-linked investments selected from various markets worldwide encompassing a variety of economic sectors. The Fund will typically invest between 20% and 60% of its portfolio in schemes which invest in equity securities.

The use of derivatives is not permitted but borrowing of up to 10% of the Fund's net asset value will be permitted on a temporary basis.

The Fund may invest in hedged share classes of underlying funds.

Although the Fund will normally remain fully invested, the property of the Fund may consist of up to 10% cash or near cash where this may be reasonably regarded as necessary in order to enable the pursuit of the Fund's objective, the settlement of redemptions of units and the efficient management of the Fund in accordance with its objectives or other purposes which may be reasonably regarded as ancillary to the objectives of the Fund.

The Fund's benchmark is IA Mixed Investment 20-60% Shares. This represents a comparator benchmark because the Fund's performance can be compared to funds which also sit within this industry sector.

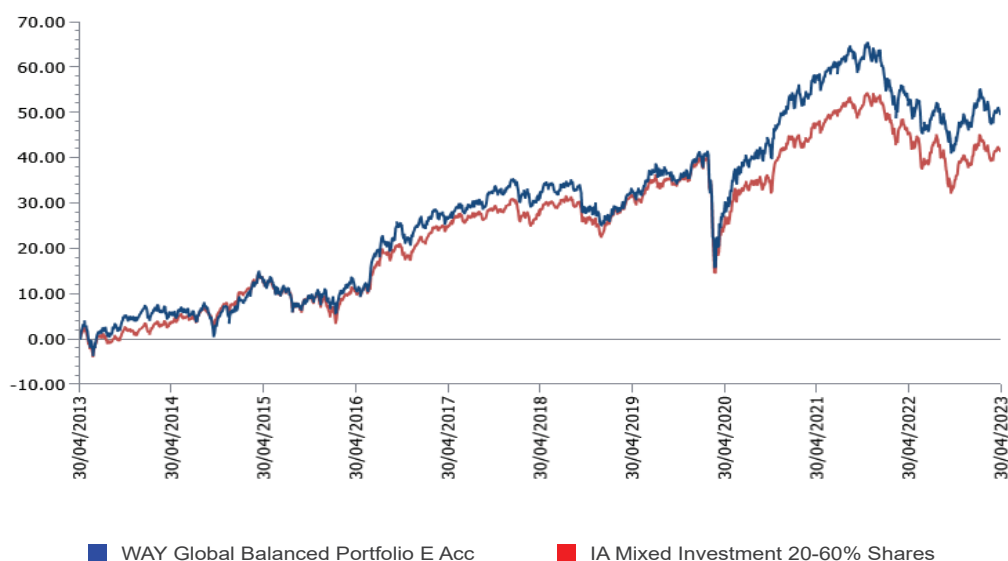
## WAY Global Balanced Portfolio (continued)

A unit trust managed by  
Brompton Asset Management

### Performance†

Percentage growth for 10 years to 30 April 2023

WAY Global Balanced Portfolio E Acc\* v IA Mixed Investment 20-60% Shares



Discrete period performance (%)	Year to 30 Apr 2023	Year to 30 Apr 2022	Year to 30 Apr 2021	Year to 30 Apr 2020	Year to 30 Apr 2019
WAY Global Balanced Portfolio E Acc	-1.99	-3.39	21.51	-2.02	0.63
IA Mixed Investment 20-60% Shares	-2.70	-1.27	16.23	-3.64	2.51
Quartile ranking	2	4	1	2	4

Cumulative performance (%) to 30 April 2023	1 month	3 months	6 months	12 months	10 years
WAY Global Balanced Portfolio E Acc	0.30	-1.89	4.80	-1.99	49.75
IA Mixed Investment 20-60% Shares	0.58	-0.82	4.72	-2.70	41.57
Quartile ranking	3	4	2	2	1

\*Source: Lipper, NAV-NAV, sterling. The E Accumulation share class launched on 15 January 2013. Performance history prior to that date is that of the A Acc share class. The backdated performance is based upon the actual returns of the A Acc share class with no alteration for differing fee levels between these share classes.

† Brompton took over management of the fund on 20 December 2013.

Past performance is not an indicator of future performance.

### Important information

For full details of the fund and its risks please refer to the prospectus or Key Investor Information and Supplementary Information Document, which can be found on the Brompton Asset Management website, [www.bromptonam.com](http://www.bromptonam.com). The value of assets and income generated from them may fall as well as rise. Investors are unlikely to receive income and, on disposal, may not receive all their capital back. Past performance is not an indicator of future performance.

Brompton is not authorised to give investment advice. Please obtain professional advice before making an investment decision. Issued by Brompton Asset Management Ltd, which is a limited company registered in England and Wales under registered number 06866020 and is authorised and regulated by the Financial Conduct Authority. Registered office: 1 Knightsbridge Green, London, SW1 7QA. WAY Investment Services Limited is the Distributor of the Fund and is an appointed representative of Investment & Tax Advisory services who is authorised and regulated by the Financial Conduct Authority. Registered office: Cedar House, 3 Cedar Park, Cobham Road, Wimborne, Dorset, BH21 7SB.

For further information including details of all share classes please visit our website at [www.bromptonam.com](http://www.bromptonam.com)