



**Gill Lakin**  
Fund manager

## EF Brompton Global Opportunities Fund

An EF Brompton Multi-Manager OEIC sub-fund

### Investment objective

To achieve long-term capital growth with the flexibility to invest in all major asset classes.

### Key facts

Fund size	<b>£13.8 million</b>
Launch date	<b>8 November 2012</b>
Launch price	<b>100p</b>
IA sector	<b>Flexible Investment</b>
Base currency	<b>Sterling</b>
Valuation point	<b>Noon</b>

### B Shares (Retail)

Price at 28/02/19	<b>159.90p</b>
Minimum investment	<b>£1,000</b>
Minimum top-up	<b>£500</b>
Minimum regular savings	<b>£100</b>
Investment management fee	<b>0.75%</b>
Initial charge	<b>2%</b>
Total expense ratio	<b>1.84%</b>

### I Shares (Institutional)

Price at 28/02/19	<b>157.33p</b>
Minimum investment	<b>£100,000</b>
Minimum top-up	<b>£10,000</b>
Investment management fee	<b>1%</b>
Total expense ratio	<b>2.09%</b>

ACD admin charge	<b>0.25%</b>
Ex-dividend date	<b>1 August</b>
Income distribution date	<b>30 September</b>
Structure	<b>OEIC sub-fund</b>
Year end	<b>31 July</b>
B SEDOL code	<b>B7MHL6</b>
B ISIN code	<b>GB00B7MHL666</b>
I SEDOL code	<b>B6STGZ7</b>
I ISIN code	<b>GB00B6STGZ75</b>

### Fund manager's commentary

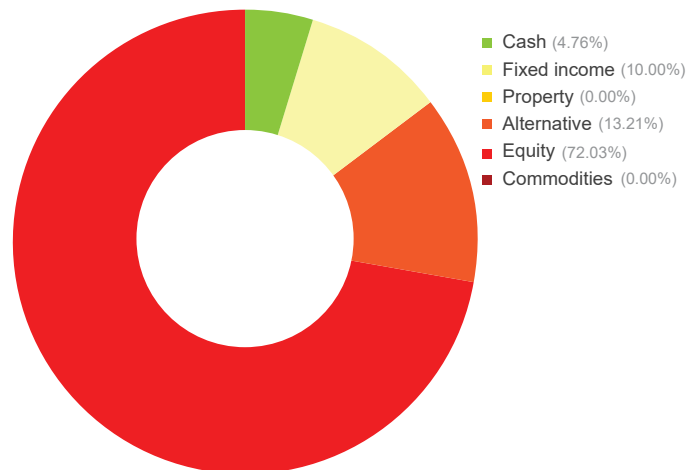
UK equities rose 2.27%, outperforming global equities, which gained 1.59% in sterling. Demand for some sterling-denominated assets rose as the perceived risk of a no-deal Brexit diminished. As a result, sterling strengthened 3.43% and 1.11% respectively against the yen and dollar. The EF Brompton Global Opportunities Fund benefited from its relatively-high holdings in UK equity funds. Lindsell Train UK Equity outperformed, rising 2.75%, but the other UK equity holdings lagged. The Federal Reserve's "patient" approach to monetary tightening supported riskier assets despite signs that global economic growth may slow in 2019. Safe-haven assets such as global bonds and UK government bonds, however, fell 1.67% and 0.95% respectively in sterling although sterling corporate bonds rose 0.20%. Within the portfolio, Artemis Strategic Bond and Royal London Short Duration Global High Yield Bond outperformed, returning 0.99% and 0.61% respectively. The UK bond allocation increased through the purchase of Schroder Strategic Credit and an addition to Artemis Strategic Bond. These funds have more than 80% of their assets in sterling-denominated or hedged investments and the flexibility to move duration. Goldman Sachs Yen Liquid Reserves was the worst performer, down 3.31% as the yen fell against sterling in response to investors' increased risk appetite, while GLG Japan Core Alpha, down 3.05%, was also conspicuously weak. Fundsmith Equity, the largest actively-managed holding, did best, rising 4.44% as it benefitted from its holdings in US technology stocks, which rose 4.18% in sterling. The EF Brompton Global Opportunities Fund rose 1.62%† in February while the sector gained 1.44%.

Financial data source: Thomson Reuters 28 February 2019 † B Acc shares

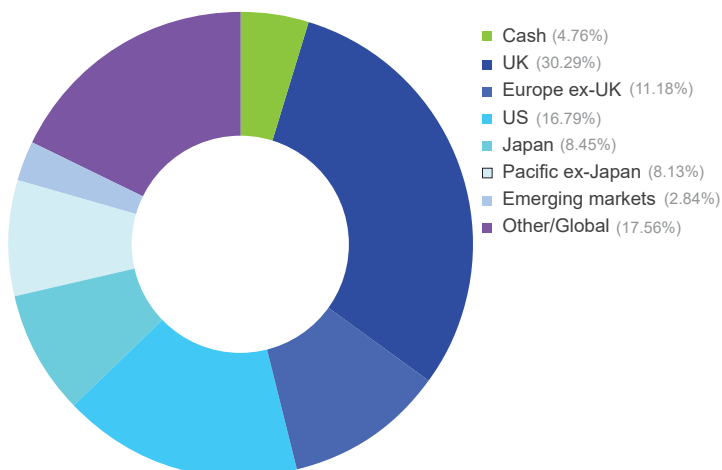
### Portfolio breakdown \*

- Cash funds**
- Goldman Sachs ¥ Liquid Reserves
- Goldman Sachs £ Liquid Reserves
- UK fixed income**
- Artemis Strategic Bond
- Schroder Strategic Credit
- Global fixed income**
- Royal London Short Duration Global High Yield Bond
- Alternative**
- 3i Infrastructure
- Artemis US Absolute Return (£-hedged)
- Man GLG UK Absolute Value
- Man GLG European Mid-Cap Equity
- Alternative
- F&C Real Estate Equity Long/Short
- UK equity**
- Schroder Recovery
- Liontrust Special Situations
- Aberforth UK Small Companies
- Lindsell Train UK Equity
- Man GLG UK Income
- Europe ex-UK equity**
- Schroder European
- JP Morgan European Smaller Companies
- Threadneedle European Smaller Companies
- US equity**
- iShares Core S&P 500
- Japanese equity**
- Lindsell Train Japanese Equity (¥-quoted)
- GLG Japan CoreAlpha
- T Rowe Price Japanese Equity
- Pacific ex-Japan equity**
- Hermes Asia ex-Japan Equity
- BlackRock Asia Special Situations
- Emerging market equity**
- iShares Emerging Markets Dividend
- Global Equity**
- Fundsmith Equity
- Lindsell Train Global Equity

### Asset allocation



### Geographic allocation



\* excluding cash

Please see overleaf for performance and other important information



## Investment policy

The Fund will principally invest in collective investment schemes, exchange-traded funds and unregulated collective investment schemes (which include limited partnerships).

The Fund may also invest in investment trusts (and similar instruments) and other transferable securities, money-market instruments, fixed income instruments, deposits and foreign exchange contracts. Investments will not be confined to any particular sector.

Although the Fund will usually be invested across a range of asset classes, in certain market conditions, the fund manager may decide to hold up to 100% in equity markets. This would be for a limited period and only in exceptional circumstances.

The Fund may also hold, on a temporary basis, all or part of its assets in cash or other ancillary liquid assets. The Fund may utilise derivatives for the purposes of efficient portfolio management.

For further information please visit our website at [www.bromptonam.com](http://www.bromptonam.com)

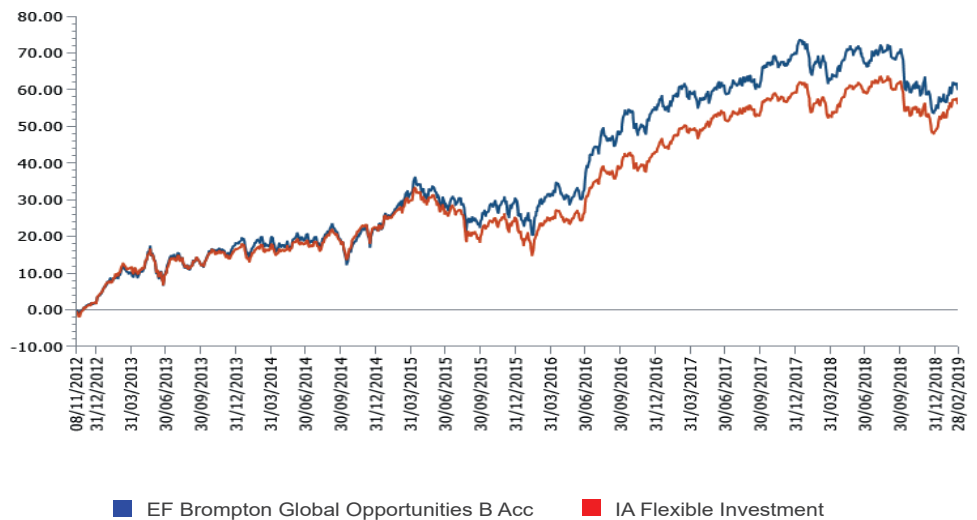
## EF Brompton Global Opportunities Fund (continued)

An EF Brompton Multi-Manager OEIC sub-fund

### Performance

Percentage growth, 8 November 2012 to 28 February 2019

EF Brompton Global Opportunities B Acc v IA Flexible Investment since launch



Source: Lipper, NAV-NAV, sterling, net income reinvested

Past performance is not an indicator of future performance

Discrete period performance (%)	Year to 28 Feb 2019	Year to 28 Feb 2018	Year to 28 Feb 2017	Year to 28 Feb 2016	Year to 28 Feb 2015
EF Brompton Global Opportunities B Acc	-5.40	6.73	23.36	0.10	7.98
IA Flexible Investment	-0.99	6.65	21.19	-4.24	8.70
Quartile ranking	4	2	2	1	3

Cumulative performance (%) to 28 February 2018	1 month	3 months	6 months	12 months	Since launch
EF Brompton Global Opportunities B Acc	1.62	-1.20	-6.54	-5.40	59.90
IA Flexible Investment	1.44	0.55	-4.05	-0.99	56.03
Quartile ranking	3	4	4	4	2

Source: Lipper, NAV-NAV, sterling, net income reinvested

1st quartile means the fund is ranked in the top 25% of funds in its sector

### Important information

For full details of the fund and its risks please refer to the prospectus or Key Investor Information and Supplementary Information Document, which can be found on the Brompton Asset Management website, [www.bromptonam.com](http://www.bromptonam.com). The value of assets and income generated from them may fall as well as rise. Investors may not get a steady income flow and, on disposal, may not receive all their capital back.

#### Past performance is not an indicator of future performance.

Brompton is not authorised to give investment advice. Please obtain professional advice before making an investment decision. Issued by Brompton Asset Management LLP, which is a limited liability partnership registered in England and Wales under registered number OC349309 and is authorised and regulated by the Financial Conduct Authority. Registered office: 1 Knightsbridge Green, London, SW1X 7QA. WAY Fund Managers Limited is the authorised corporate director (ACD) of the EF Brompton Multi-Manager Fund range and is authorised and regulated by the Financial Conduct Authority. Registered office: Cedar House, 3 Cedar Park, Cobham Road, Wimborne, Dorset BH21 7SB.