



Gill Lakin
Fund manager

EF Brompton Global Opportunities Fund

An EF Brompton Multi-Manager OEIC sub-fund

Investment objective

To achieve long-term capital growth with the flexibility to invest in all major asset classes.

Key facts

Fund size	£15.3 million
Launch date	8 November 2012
Launch price	100p
IA sector and Benchmark	Flexible Investment
Base currency	Sterling
Valuation point	Noon

B Shares (Retail)

Price at 31/1/21	198.33p
Minimum investment	£1,000
Minimum top-up	£500
Minimum regular savings	£100
Investment management fee	0.75%
Initial charge	2%
Total expense ratio	1.69%

I Shares (Institutional)

Price at 31/1/21	194.20p
Minimum investment	£100,000
Minimum top-up	£10,000
Investment management fee	1%
Total expense ratio	1.94%

ACD admin charge	0.25%
Ex-dividend date	1 August
Income distribution date	30 September
Structure	OEIC sub-fund
Year end	31 July
B SEDOL code	B7MHL6
B ISIN code	GB00B7MHL666
I SEDOL code	B6STGZ7
I ISIN code	GB00B6STGZ75

Fund manager's commentary

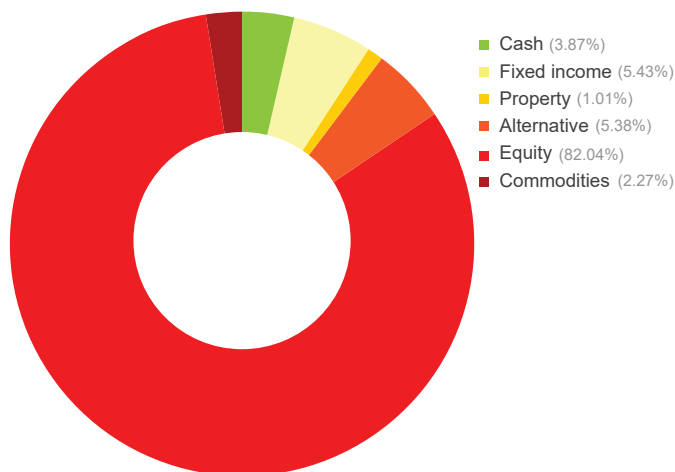
Global equities and global bonds fell 0.88% and 1.33% respectively in sterling. The pound gained 1.87%, 1.17%, and 0.46% respectively against the yen, euro and dollar following December's European Union-UK trade deal. Higher energy and industrial commodity prices lifted inflation. UK government bonds and investment-grade corporate bonds fell 1.67% and 1.07% respectively while high-yield bonds rose 0.84%. Within the EF Brompton Global Opportunities Fund, Schroder Strategic Credit rose 0.30% but Artemis Strategic Bond fell 0.10%. US Senate run-off elections handed the Democrats control of both houses of Congress, easing the legislative path of their policies, which include higher taxes. President Joe Biden proposed a \$1.9 trillion fiscal easing plan and US stocks lagged, falling 1.46% in sterling. Dollar-weakness buoyed equities in Asia excluding Japan and emerging markets, up 3.63% and 2.62% respectively in sterling. The holdings in these areas outperformed, with Baillie Gifford Pacific doing best, up 5.40%. A holding was bought in Vietnam Enterprise Investments. UK equities fell 0.69% but smaller companies fell only 0.21%. Within the portfolio, Chelverton UK Equity Growth, a growth-oriented holding, did best, rising 2.27%, while Man GLG Income, which has a cyclical bias, was weakest, down 1.95%. Gold price weakness precipitated falls for the iShares Gold Producers exchange-traded fund and the iShares Physical Gold exchange-traded commodity of 4.79% and 1.90% respectively. The alternative holdings failed to deliver positive returns, with 3i Infrastructure weakest, down 3.08%. The EF Brompton Global Opportunities Fund fell 0.14%† in January while the sector fell 0.11%.

Financial data source: Refinitiv 31 January 2021 † B Acc shares

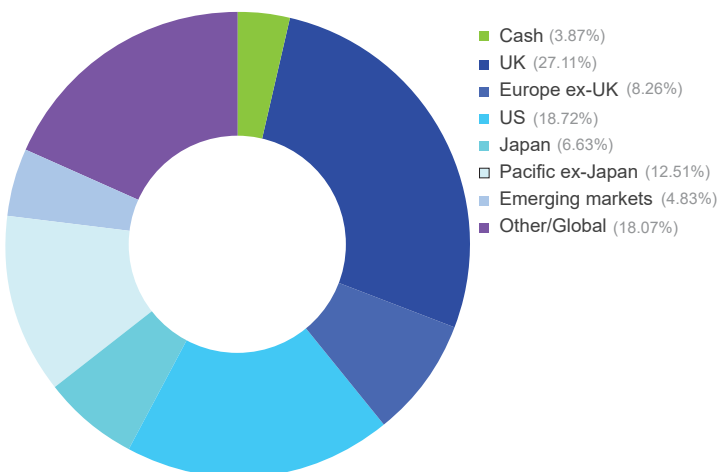
Portfolio breakdown *

- UK fixed income
 - Artemis Strategic Bond
 - Schroder Strategic Credit
- Alternative
 - 3i Infrastructure
 - Man GLG UK Absolute Value
 - BlackRock European Absolute Alpha
- Property
 - TR Property
- UK equity
 - Man GLG UK Income
 - Vanguard FTSE 250
 - Chelverton UK Equity Growth
 - Majedie UK Focus
 - Liontrust Special Situations
- Europe ex-UK equity
 - BlackRock European Dynamic
 - Fidelity Germany
- US equity
 - iShares Core S&P 500
 - Vulcan Value Equity
 - Morgan Stanley US Advantage
- Japanese equity
 - T Rowe Price Japanese Equity
 - Comgest Growth Japan
 - Nippon Active Value
- Pacific ex-Japan equity
 - Matthews Asia ex Japan Dividend
 - Baillie Gifford Pacific
 - Morgan Stanley Asia Opportunity
- Emerging market equity
 - Goldman Sachs Emerging Markets Equity
 - Vietnam Enterprise Investments
- Global Equity
 - iShares Edge MSCI World Value Factor
 - Polar Capital Global Technology
 - Polar Capital Healthcare Opportunities
 - Fundsmith Equity
 - iShares Gold Producers
- Commodities
 - iShares Physical Gold

Asset allocation



Geographic allocation



* excluding cash

Please see overleaf for performance and other important information



Investment policy

The Fund will typically invest a minimum of 80% of its net asset value in collective investment schemes, exchange traded funds and unregulated collective investment schemes.

The Fund may also invest in investment trusts (and similar instruments), other transferable securities, money-market instruments, fixed income instruments, deposits and foreign exchange contracts. Investments will not be confined by industrial, economic or geographical sector.

Although the Fund will usually be invested across a range of asset classes, in certain market conditions, the Investment Manager may decide to hold up to 100% in equity markets. This would be for a limited period and only in exceptional circumstances.

The Fund may also hold, on a temporary basis, all or part of its assets in cash or other ancillary liquid assets.

The Fund may utilise derivatives for the purposes of efficient portfolio management (typically hedging, including investing in hedged share classes, which attempts to mitigate against falls in the value of the Fund's assets and the effects of changes in currency exchange rates against the Fund's base currency, which is pounds sterling).

The Fund's benchmark is IA Flexible Investment. This represents a comparator benchmark because the Fund's performance can be compared to funds which also sit within this industry sector.

For further information please visit our website at www.bromptonam.com



Dynamic Planner risk ratings are independently calculated by Distribution Technology, whose scale ranges from '1 – lowest risk' to '10 – highest risk'. Brompton Asset Management does not influence or control these ratings or the methodology used to assess risk. Brompton cannot, therefore, guarantee their accuracy or that these risk ratings will not change.

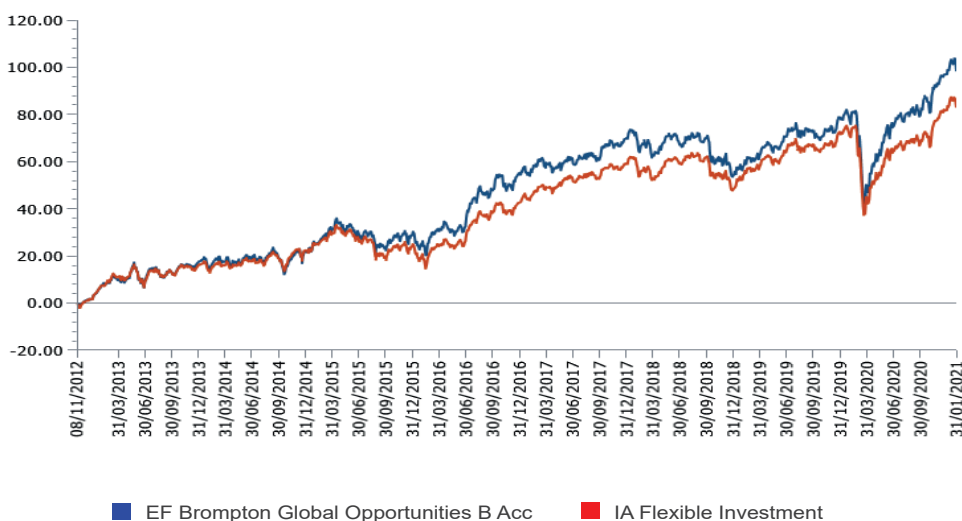
EF Brompton Global Opportunities Fund (continued)

An EF Brompton Multi-Manager OEIC sub-fund

Performance

Percentage growth, 8 November 2012 to 31 January 2021

EF Brompton Global Opportunities B Acc v IA Flexible Investment since launch



Source: Lipper, NAV-NAV, sterling, net income reinvested
Past performance is not an indicator of future performance

Discrete period performance (%)	Year to 31 Jan 2021	Year to 31 Jan 2020	Year to 31 Jan 2019	Year to 31 Jan 2018	Year to 31 Jan 2017
EF Brompton Global Opportunities B Acc	11.83	12.71	-8.01	10.07	24.52
IA Flexible Investment	7.06	11.09	-3.90	10.77	20.40
Quartile ranking	1	2	4	3	2

Cumulative performance (%) to 31 January 2021	1 month	3 months	6 months	12 months	Since launch
EF Brompton Global Opportunities B Acc	-0.14	9.71	12.23	11.83	98.33
IA Flexible Investment	-0.11	10.04	10.93	7.06	82.95
Quartile ranking	3	3	2	1	2

Source: Lipper, NAV-NAV, sterling, net income reinvested
1st quartile means the fund is ranked in the top 25% of funds in its sector

Important information

For full details of the fund and its risks please refer to the prospectus or Key Investor Information and Supplementary Information Document, which can be found on the Brompton Asset Management website, www.bromptonam.com. The value of assets and income generated from them may fall as well as rise. Investors may not get a steady income flow and, on disposal, may not receive all their capital back.

Past performance is not an indicator of future performance.

Brompton is not authorised to give investment advice. Please obtain professional advice before making an investment decision. Issued by Brompton Asset Management LLP, which is a limited liability partnership registered in England and Wales under registered number OC349309 and is authorised and regulated by the Financial Conduct Authority. Registered office: 1 Knightsbridge Green, London, SW1X 7QA. WAY Fund Managers Limited is the authorised corporate director (ACD) of the EF Brompton Multi-Manager Fund range and is authorised and regulated by the Financial Conduct Authority. Registered office: Cedar House, 3 Cedar Park, Cobham Road, Wimborne, Dorset BH21 7SB.