



Gill Lakin
Fund manager

EF Brompton Global Opportunities Fund

An EF Brompton Multi-Manager OEIC sub-fund

Investment objective

To achieve long-term capital growth with the flexibility to invest in all major asset classes.

Key facts

Fund size	£17.0 million
Launch date	8 November 2012
Launch price	100p
IA sector and benchmark	Flexible Investment
Base currency	Sterling
Valuation point	Noon

B Shares (Retail)

Price at 28/2/23	201.35p
Minimum investment	£1,000
Minimum top-up	£500
Minimum regular savings	£100
Investment management fee	0.75%
Initial charge	2%
Total expense ratio	1.64%

ACD admin charge	0.25%
Ex-dividend date	1 August
Income distribution date	30 September
Structure	OEIC sub-fund
Year end	31 July
B SEDOL code	B7MHL6
B ISIN code	GB00B7MHL666

Fund manager's commentary

Stronger-than-anticipated economic data, including US non-farm payroll increases, may mean interest rates remain higher for longer. In response, global bonds and equities fell 1.69% and 1.19% respectively in sterling and the dollar rose 1.69% against the pound. Among the EF Brompton Global Opportunities Fund's global equity holdings, Polar Capital Global Technology, Baillie Gifford Global Income Growth and Guinness Global Equity Income outperformed, up 1.77% and 0.70% and down 0.21% respectively. The iShares Gold Producers exchange-traded fund fell 12.26%, however, as bullion prices weakened. Equities in Asia excluding Japan and emerging markets fell 5.24% and 4.90% respectively in sterling on dollar-strength and fears of monetary tightening. Vietnam Enterprise Investments and Redwheel Global Emerging Markets suffered most, down 11.89% and 6.78% respectively, but Goldman Sachs India Equity fell only 1.55% against a 2.92% fall in sterling for Indian equities. Britain's economy grew 0.3% in January, beating expectations, and UK equities outperformed, up 1.75%, although small stocks gained only 1.15%. Within the portfolio, Man GLG Income and Liontrust Special Situations did best, up 2.65% and 1.94% respectively, but Chelverton UK Equity Growth, a small-stock specialist, fell 0.18%. Equities in Europe excluding the UK gained 0.81% in sterling and Janus Henderson European Smaller Companies outperformed most, up 3.04%. In Japan, where equities fell 2.00% in sterling, Lindsell Train Japanese Equity was weakest, down 4.93%. Among alternative holdings, 3i Infrastructure fell 5.53% after announcing a share issue. The EF Brompton Global Opportunities Fund fell 0.84%† in February while the sector fell 0.65%.

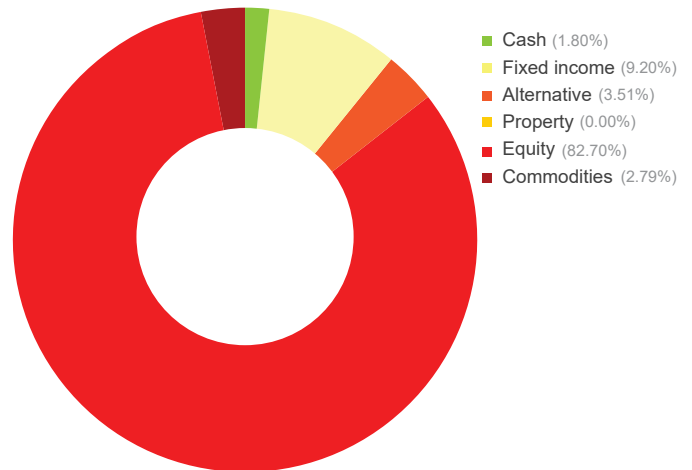
Financial data source: Refinitiv 28 February 2023 † B Acc shares

Portfolio breakdown *

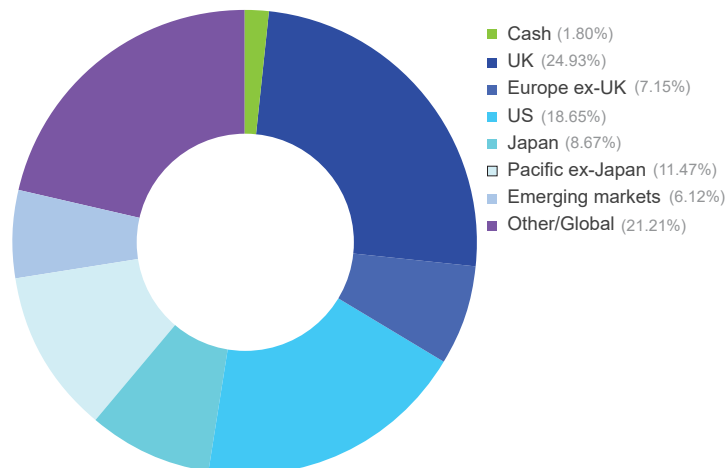
- UK fixed income**
Schroder Strategic Credit
- Global fixed income**
Vanguard Global Bond (£-hedged)
iShares \$ Treasury Bond 7-10 Years (£-hedged)
- Alternative**
3i Infrastructure
Man GLG UK Absolute Value
- UK equity**
Man GLG Income
Liontrust Special Situations
Aberforth UK Small Companies
Chelverton UK Equity Growth
- Europe ex-UK equity**
Lightman European
Martin Currie European Unconstrained
Janus Henderson European Smaller Companies
- US equity**
iShares Core S&P 500
- Japanese equity**
Lindsell Train Japanese Equity
Man GLG Japan CoreAlpha
Baillie Gifford Japanese Smaller Companies
- Pacific ex-Japan equity**
Man GLG Asia (ex Japan) Equity
Baillie Gifford Pacific
Matthews Asia ex Japan Total Return Equity
Schroder Asian Total Return
- Emerging market equity**
Redwheel Global Emerging Markets
Goldman Sachs India Equity
Vietnam Enterprise Investments
- Global Equity**
Polar Capital Global Technology
Baillie Gifford Global Income Growth
Guinness Global Equity Income
iShares Gold Producers
- Commodities**
iShares Physical Gold

* excluding cash

Asset allocation



Geographic allocation



Please see overleaf for performance and other important information



Investment policy

The Fund will typically invest a minimum of 80% of its net asset value in collective investment schemes, exchange traded funds and unregulated collective investment schemes.

The Fund may also invest in investment trusts (and similar instruments), other transferable securities, money-market instruments, fixed income instruments, deposits and foreign exchange contracts. Investments will not be confined by industrial, economic or geographical sector.

Although the Fund will usually be invested across a range of asset classes, in certain market conditions, the Investment Manager may decide to hold up to 100% in equity markets. This would be for a limited period and only in exceptional circumstances.

The Fund may also hold, on a temporary basis, all or part of its assets in cash or other ancillary liquid assets.

The Fund may utilise derivatives for the purposes of efficient portfolio management (typically hedging, including investing in hedged share classes, which attempts to mitigate against falls in the value of the Fund's assets and the effects of changes in currency exchange rates against the Fund's base currency, which is pounds sterling).

The Fund's benchmark is IA Flexible Investment. This represents a comparator benchmark because the Fund's performance can be compared to funds which also sit within this industry sector.

For further information please visit our website at www.bromptonam.com



Dynamic Planner risk ratings are independently calculated by Distribution Technology, whose scale ranges from '1 – lowest risk' to '10 – highest risk'. Brompton Asset Management does not influence or control these ratings or the methodology used to assess risk. Brompton cannot, therefore, guarantee their accuracy or that these risk ratings will not change.

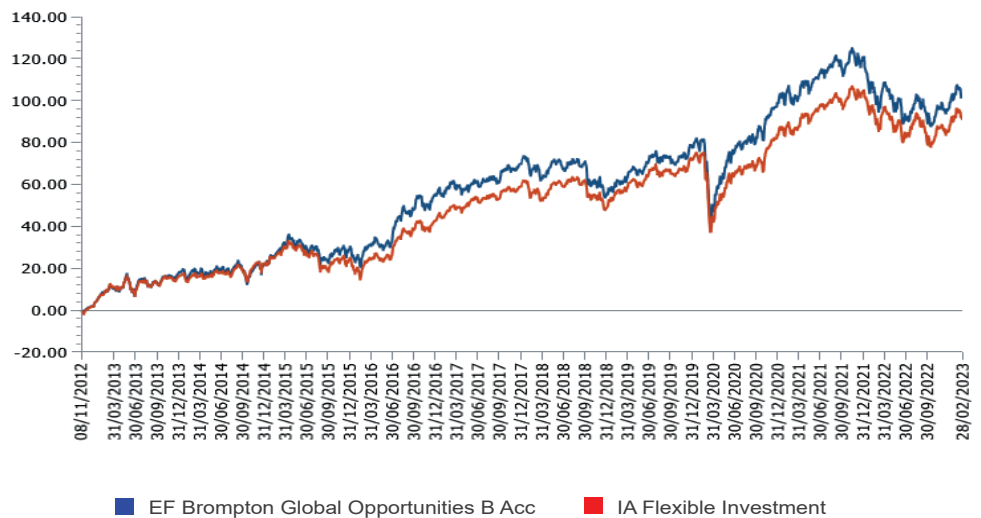
EF Brompton Global Opportunities Fund (continued)

An EF Brompton Multi-Manager OEIC sub-fund

Performance

Percentage growth, 8 November 2012 to 28 February 2023

EF Brompton Global Opportunities B Acc v IA Flexible Investment since launch



Source: Lipper, NAV-NAV, sterling, net income reinvested

Past performance is not an indicator of future performance

Discrete period performance (%)	Year to 28 Feb 2023	Year to 28 Feb 2022	Year to 28 Feb 2021	Year to 29 Feb 2020	Year to 28 Feb 2019
EF Brompton Global Opportunities B Acc	0.12	0.57	18.80	5.27	-5.40
IA Flexible Investment	-0.18	3.72	13.15	4.39	-1.00
Quartile ranking	2	3	2	2	4

Cumulative performance (%) to 28 February 2023	1 month	3 months	6 months	12 months	Since launch
EF Brompton Global Opportunities B Acc	-0.84	2.35	1.17	0.12	101.35
IA Flexible Investment	-0.65	1.73	0.72	-0.18	90.81
Quartile ranking	3	2	2	2	3

Source: Lipper, NAV-NAV, sterling, net income reinvested

1st quartile means the fund is ranked in the top 25% of funds in its sector

Important information

For full details of the fund and its risks please refer to the prospectus or Key Investor Information and Supplementary Information Document, which can be found on the Brompton Asset Management website, www.bromptonam.com. The value of assets and income generated from them may fall as well as rise. Investors may not get a steady income flow and, on disposal, may not receive all their capital back.

Past performance is not an indicator of future performance.

Brompton is not authorised to give investment advice. Please obtain professional advice before making an investment decision. Issued by Brompton Asset Management Ltd, which is a limited company registered in England and Wales under registered number 06866020 and is authorised and regulated by the Financial Conduct Authority. Registered office: 1 Knightsbridge Green, London, SW1 7QA. WAY Fund Managers Limited is the authorised corporate director (ACD) of the EF Brompton Multi-Manager Fund range and is authorised and regulated by the Financial Conduct Authority. Registered office: Cedar House, 3 Cedar Park, Cobham Road, Wimborne, Dorset, BH21 7SB.