



Gill Lakin
Fund manager

EF Brompton Global Equity Fund

An EF Brompton Multi-Manager OEIC sub-fund

Investment objective

To achieve longer-term capital growth by investing in markets in both the UK and overseas.

Key facts

Fund size	£19.7 million
Launch date	23 May 2013
Launch price	100p
IA sector and benchmark	Global
Base currency	Sterling
Valuation point	Noon

B Shares (Retail)

Price at 30/6/21	223.67p
Minimum investment	£1,000
Minimum top-up	£500
Minimum regular savings	£100
Investment management fee	0.75%
Initial charge	2%
Total expense ratio	1.65%

I Shares (Institutional)

Price at 30/6/21	222.19p
Minimum investment	£100,000
Minimum top-up	£10,000
Investment management fee	1%
Total expense ratio	1.90%

ACD admin charge	0.25%
Ex-dividend date	1 August
Income distribution date	30 September
Structure	OEIC sub-fund
Year end	31 July
B SEDOL code	B6Y1P94
B ISIN code	GB00B6Y1P942
I SEDOL code	B7KKN09
I ISIN code	GB00B7KKN090

Fund manager's commentary

US stocks outperformed the 4.29% gain by global equities in sterling, rising 5.30% as a world-leading vaccination rollout, loose monetary policy and fiscal easing led to the Federal Reserve increasing its 2021 economic growth forecast from 6.5% to 7%. Within the EF Brompton Global Equity Fund, Vulcan Value outperformed, rising 6.18%. The possibility that inflation may be "higher and more persistent" and interest rates increase sooner than expected did not dampen investors' enthusiasm as the Fed chairman, Jerome Powell, kept monetary policy accommodative. Global bonds rose 1.99% in sterling as the dollar gained 2.90% against the pound. Among the global investments, Polar Capital Global Technology and Fundsmith Equity, both growth-oriented holdings, rose 8.73% and 6.58% respectively but Dimensional Global Targeted Value fell 0.06%. The UK stockmarket, which has a value bias, lagged, rising 0.43%, while small companies fell 1.70%. The UK investments held through the month did even worse, with Man GLG Income the weakest, down 2.01%. Liontrust UK Micro Cap was added. TR Property rose 5.07% as vaccinations rose in Continental Europe and Germany's highest court ruled against rent caps on Berlin rental properties. Equities in Asia excluding Japan and emerging markets lagged, up 2.81% and 3.11% in sterling as the dollar strengthened. Baillie Gifford Pacific, a growth-oriented holding, rose 6.33% but Hermes Asia ex-Japan, a value-oriented holding, lagged, up 1.73%. Amid bullion market weakness, the iShares Gold Producers exchange-traded fund fell 11.04%. The EF Brompton Global Equity Fund gained 2.96%† in June while the sector gained 3.73%.

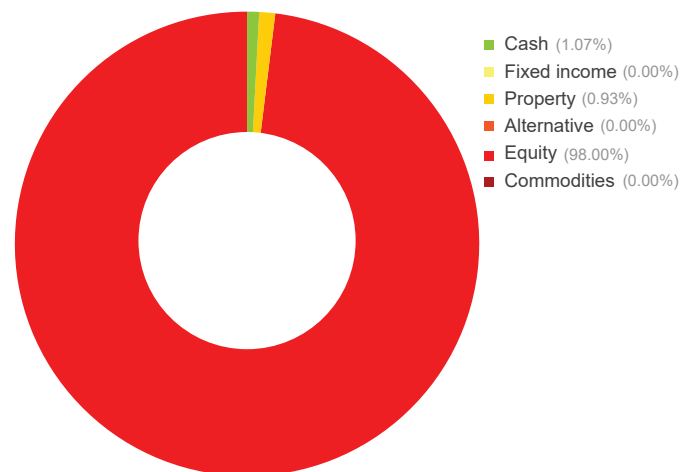
Financial data source: Refinitiv 30 June 2021 † B Acc shares

Portfolio breakdown *

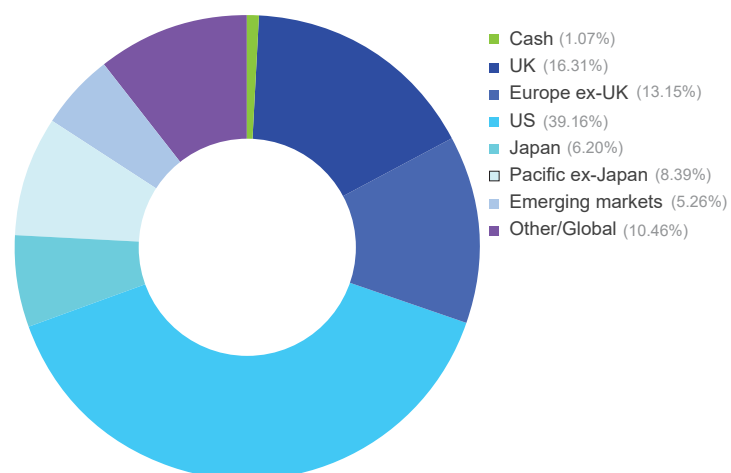
- Property**
TR Property
- UK equity**
Artemis UK Special Situations
Aberforth UK Small Companies
Man GLG Income
Chelverton UK Equity Growth
Liontrust UK Micro Cap
- Europe ex-UK equity**
BlackRock European Dynamic
iShares Edge MSCI Europe Value Factor
WisdomTree Europe SmallCap Dividend
- US equity**
iShares Core S&P 500
SPDR S&P 500
Vulcan Value Equity
- Japanese equity**
Man GLG Japan CoreAlpha
T Rowe Price Japanese Equity
Nippon Active Value
- Pacific ex-Japan equity**
Hermes Asia ex-Japan Equity
Matthews Asia ex Japan Dividend
Baillie Gifford Pacific
- Emerging market equity**
Goldman Sachs Emerging Markets Equity
Goldman Sachs India Equity
Vietnam Enterprise Investments
- Global equity**
Dimensional Global Targeted Value
Polar Capital Global Technology
Fundsmith Equity
iShares Gold Producers

* excluding cash

Asset allocation



Geographic allocation



Please see overleaf for performance and other important information



Investment policy

The Fund will typically invest a minimum of 80% of its net asset value in collective investment schemes, exchange traded funds and unregulated collective investment schemes. The Fund may also invest in investment trusts (and similar instruments), other transferable securities, money-market instruments, fixed income instruments, deposits and foreign exchange contracts.

Investments will not be confined by industrial, economic or geographical sector. The Fund may hold, on a temporary basis, all or part of its assets in cash or other ancillary liquid assets.

The Fund may utilise derivatives for the purposes of efficient portfolio management (typically hedging, including investing in hedged share classes, which attempts to mitigate against falls in the value of the Fund's assets and the effects of changes in currency exchange rates against the Fund's base currency, which is pounds sterling).

The Fund's benchmark is IA Global. This represents a comparator benchmark because the Fund's performance can be compared to funds which also sit within this industry sector.

For further information please visit our website at www.bromptonam.com



Dynamic Planner risk ratings are independently calculated by Distribution Technology, whose scale ranges from '1 – lowest risk' to '10 – highest risk'. Brompton Asset Management does not influence or control these ratings or the methodology used to assess risk. Brompton cannot, therefore, guarantee their accuracy or that these risk ratings will not change.

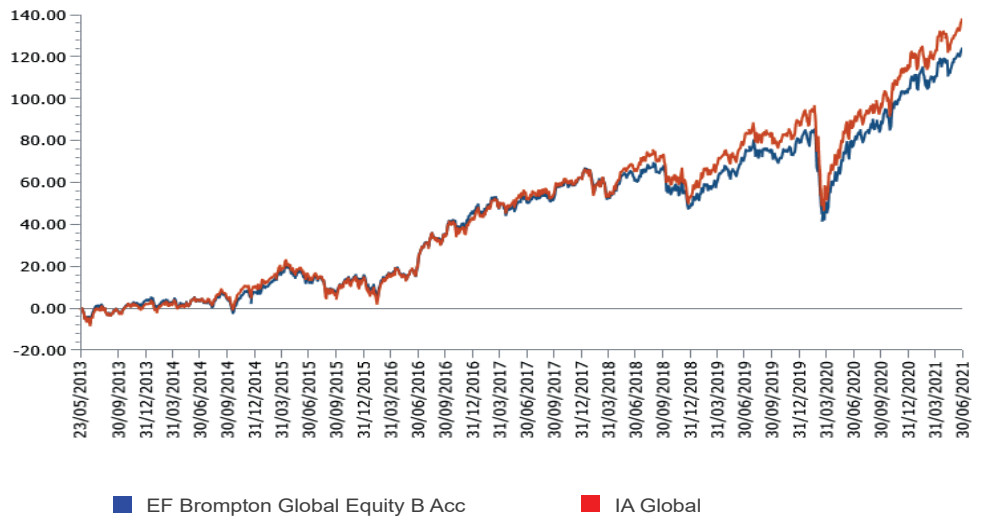
EF Brompton Global Equity Fund (continued)

An EF Brompton Multi-Manager OEIC sub-fund

Performance

Percentage growth, 23 May 2013 to 30 June 2021

EF Brompton Global Equity B Acc v IA Global since launch



Source: Lipper, NAV-NAV, sterling, net income reinvested
Past performance is not an indicator of future performance

Discrete period performance (%)	Year to 30 Jun 2021	Year to 30 Jun 2020	Year to 30 Jun 2019	Year to 30 Jun 2018	Year to 30 Jun 2017
EF Brompton Global Equity B Acc	25.37	4.43	5.94	7.11	22.68
IA Global	26.09	5.24	7.44	9.49	23.73
Quartile ranking	2	3	3	3	3

Cumulative performance (%) to 30 June 2021	1 month	3 months	6 months	12 months	Since launch
EF Brompton Global Equity B Acc	2.96	6.38	9.43	25.37	123.67
IA Global	3.73	7.08	10.65	26.09	137.26
Quartile ranking	3	3	3	2	3

Source: Lipper, NAV-NAV, sterling, net income reinvested
1st quartile means the fund is ranked in the top 25% of funds in its sector

Important information

For full details of the fund and its risks please refer to the prospectus or Key Investor Information and Supplementary Information Document, which can be found on the Brompton Asset Management website, www.bromptonam.com. The value of assets and income generated from them may fall as well as rise. Investors may not get a steady income flow and, on disposal, may not receive all their capital back.

Past performance is not an indicator of future performance.

Brompton is not authorised to give investment advice. Please obtain professional advice before making an investment decision. Issued by Brompton Asset Management LLP, which is a limited liability partnership registered in England and Wales under registered number OC349309 and is authorised and regulated by the Financial Conduct Authority. Registered office: 1 Knightsbridge Green, London, SW1X 7QA. WAY Fund Managers Limited is the authorised corporate director (ACD) of the EF Brompton Multi-Manager Fund range and is authorised and regulated by the Financial Conduct Authority. Registered office: Cedar House, 3 Cedar Park, Cobham Road, Wimborne, Dorset BH21 7SB.