



Gill Lakin
Fund manager

EF Brompton Global Balanced Fund

An EF Brompton Multi-Manager OEIC sub-fund

Investment objective

To achieve moderate growth

Key facts

Fund size	£23.9 million
Launch date	9 January 2014
Launch price	100p
IA sector and benchmark	Mixed Investment 20-60% Shares
Base currency	Sterling
Valuation point	Noon

B Shares (Retail)

Price at 31/12/22	148.13p
Minimum investment	£1,000
Minimum top-up	£500
Minimum regular savings	£100
Investment management fee	0.75%
Initial charge	2%
Total expense ratio	1.55%

I Shares (Institutional)

Price at 31/12/22	144.66p
Minimum investment	£100,000
Minimum top-up	£10,000
Investment management fee	1%
Total expense ratio	1.80%

ACD admin charge	0.25%
Ex-dividend date	1 August
Income distribution date	30 September
Structure	OEIC sub-fund
Year end	31 July
B SEDOL code	BG6LVS3
B ISIN code	GB00BG6LVS30
I SEDOL code	BG6LVT4
I ISIN code	GB00BG6LVT47

Fund manager's commentary

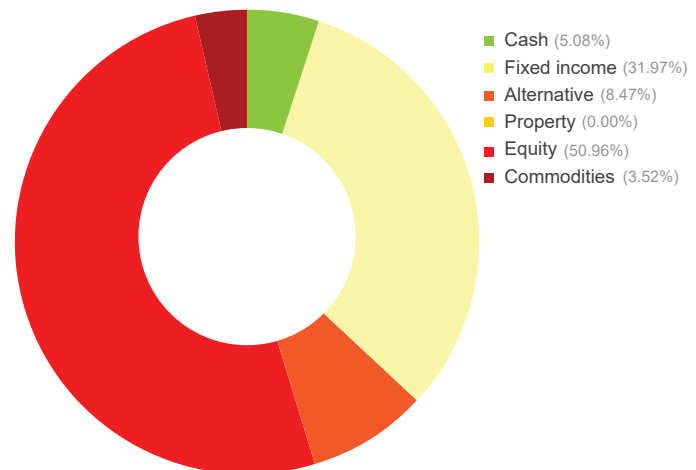
The Federal Reserve, Bank of England and European Central Bank raised interest rates by half a percentage point as inflation eased. Global equities fell 4.85% in sterling. US stocks were even weaker, down 6.70% in sterling as the Fed warned of further rate-rises to return inflation to its 2% target, with technology stocks worst hit, down 9.70%. Within the EF Brompton Global Balanced Fund's global equity allocation, Polar Capital Global Insurance was most resilient, down 0.96%, while Polar Capital Global Technology was the sole underperformer, falling 8.81%. Japanese stocks outperformed, down 0.08% in sterling as the yen rose 4.70% against the pound after the Bank of Japan tightened monetary policy. Within the portfolio, Lindsell Train Japanese Equity outperformed, up 3.81%, but Baillie Gifford Japanese Smaller Companies lagged, down 0.63%. UK stocks were also relatively resilient, down 1.37% as sterling rose 1.01% against the dollar. Within the portfolio, Chelverton UK Equity Growth, a small-company specialist, and Man GLG Income outperformed, gaining 0.62% and 0.24% respectively, but Liontrust Special Situations lagged, down 2.53%. Global bonds fell 0.46% in sterling and UK government bonds fell 4.40%. Within the bond allocation, TwentyFour Dynamic Bond returned 0.38% while the weakest investments were the sterling-hedged holdings in Vanguard Global Bond and the iShares \$ Treasury Bond 7-10 Years exchange-traded fund, down 1.63% and 1.57% respectively. Within the alternative allocation, Man GLG UK Absolute Value was the portfolio's best performer, returning 3.90%. The EF Brompton Global Balanced Fund fell 0.39%† in December while the sector fell 0.93%.

Financial data source: Refinitiv 31 December 2022. † B Acc shares

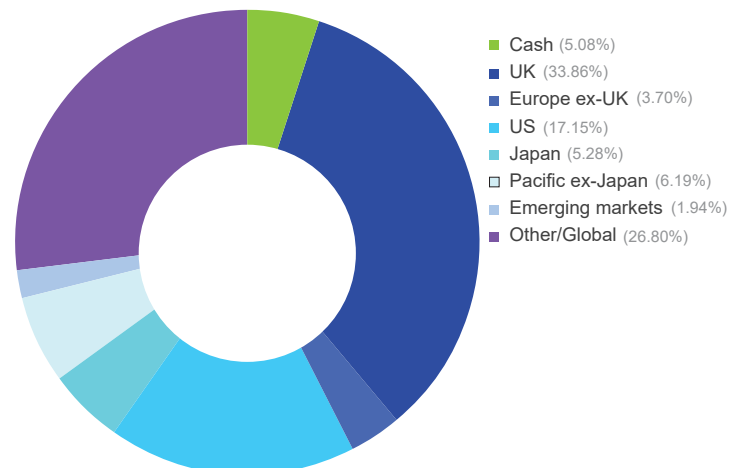
Portfolio breakdown *

- UK fixed income**
 - Schroder Strategic Credit
 - TwentyFour Dynamic Bond
- Global fixed income**
 - Vanguard Global Bond (£-hedged)
 - iShares \$ Treasury Bond 7-10 Years (£-hedged)
- Alternative**
 - Man GLG UK Absolute Value
 - 3i Infrastructure
 - Trojan
 - BlackRock European Absolute Alpha
 - CT Real Estate Equity Market Neutral
- UK equity**
 - Liontrust Special Situations
 - Man GLG Income
 - Chelverton UK Equity Growth
 - Aberforth UK Small Companies
- Europe ex-UK equity**
 - Martin Currie European Unconstrained
- US equity**
 - iShares Core S&P 500
- Japanese equity**
 - Lindsell Train Japanese Equity
 - Baillie Gifford Japanese Smaller Companies
- Pacific ex-Japan equity**
 - Man GLG Asia (ex Japan) Equity
 - Matthews Asia ex Japan Dividend
 - Schroder Asian Total Return
- Emerging market equity**
 - Redwheel Global Emerging Markets
- Global equity**
 - Guinness Global Equity
 - Polar Capital Global Technology
 - Polar Capital Global Insurance
 - Xtrackers MSCI World Health Care
- Commodities**
 - iShares Physical Gold

Asset allocation



Geographic allocation



* excluding cash and cash equivalents

Please see overleaf for performance and other important information



Investment policy

The Fund will typically invest a minimum of 80% of its net asset value in collective investment schemes, exchange traded funds, unregulated collective investment schemes, and may also include transferable securities (including investment trusts and similar instruments), money-market instruments, fixed income instruments, deposits and foreign exchange contracts.

It is expected that exposure to equity markets will typically range from a minimum of 20% to a maximum of 60% of the total Fund, with the aim of achieving the Fund's objective. However, investments will not be confined by industrial, economic or geographical sector.

The Fund may also hold, on a temporary basis, all or part of its assets in cash or other ancillary liquid assets.

The Fund may utilise derivatives for the purposes of efficient portfolio management (typically hedging, including investing in hedged share classes, which attempts to mitigate against falls in the value of the Fund's assets and the effects of changes in currency exchange rates against the Fund's base currency, which is pounds sterling).

The Fund's benchmark is IA Mixed Investment 20-60% Shares. This represents a comparator benchmark because the Fund's performance can be compared to funds which also sit within this industry sector.

For further information please visit our website at www.bromptonam.com



Dynamic Planner risk ratings are independently calculated by Distribution Technology, whose scale ranges from '1 – lowest risk' to '10 – highest risk'. Brompton Asset Management does not influence or control these ratings or the methodology used to assess risk. Brompton cannot, therefore, guarantee their accuracy or that these risk ratings will not change.

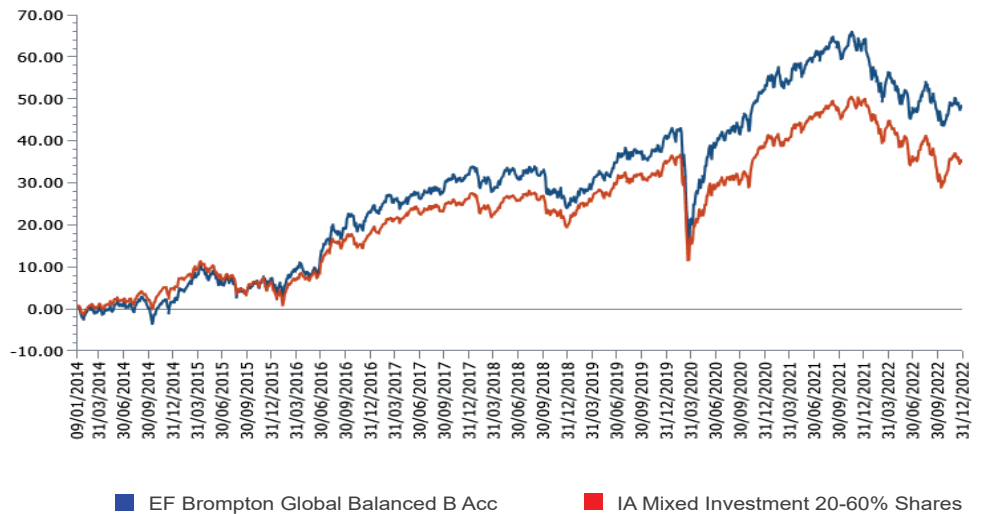
EF Brompton Global Balanced Fund (continued)

An EF Brompton Multi-Manager OEIC sub-fund

Performance

Percentage growth, 9 January 2014 to 31 December 2022

EF Brompton Global Balanced B Acc v IA Mixed Investment 20-60% Shares since launch



Source: Lipper, NAV-NAV, sterling, net income reinvested

Past performance is not an indicator of future performance

Discrete period performance (%)	Year to 31 Dec 2022	Year to 31 Dec 2022	Year to 31 Dec 2022	Year to 31 Dec 2022	Year to 31 Dec 2022
EF Brompton Global Balanced B Acc	-9.68	7.10	8.85	13.08	-5.91
IA Mixed Investment 20-60% Shares	-9.75	7.46	3.51	12.21	-5.11
Quartile ranking	3	3	1	2	3

Cumulative performance (%) to 31 December 2022	1 month	3 months	6 months	12 months	Since launch
EF Brompton Global Balanced B Acc	-0.39	1.47	0.69	-9.68	48.13
IA Mixed Investment 20-60% Shares	-0.93	3.12	-0.04	-9.75	35.15
Quartile ranking	1	4	2	3	1

Source: Lipper, NAV-NAV, sterling, net income reinvested

1st quartile means the fund is ranked in the top 25% of funds in its sector

Important information

For full details of the fund and its risks please refer to the prospectus or Key Investor Information and Supplementary Information Document, which can be found on the Brompton Asset Management website, www.bromptonam.com. The value of assets and income generated from them may fall as well as rise. Investors may not get a steady income flow and, on disposal, may not receive all their capital back.

Past performance is not an indicator of future performance.

Brompton is not authorised to give investment advice. Please obtain professional advice before making an investment decision. Issued by Brompton Asset Management Ltd, which is a limited company registered in England and Wales under registered number 06866020 and is authorised and regulated by the Financial Conduct Authority. Registered office: 1 Knightsbridge Green, London, SW1 7QA. WAY Fund Managers Limited is the authorised corporate director (ACD) of the EF Brompton Multi-Manager Fund range and is authorised and regulated by the Financial Conduct Authority. Registered office: Cedar House, 3 Cedar Park, Cobham Road, Wimborne, Dorset, BH21 7SB.